



*Trumbull County*



*National Association of Realtors*

# TRUMBULL COUNTY ANALYSIS OF IMPEDIMENTS TO FAIR HOUSING CHOICE

Submitted to the Ohio Department of  
Development | June 2024

## Abstract

This report was completed to identify and develop strategies to mitigate impediments to fair housing choice in Trumbull County, and the cities of Warren and Niles, Ohio and contains a demographic analysis, an assessment of current impediments to fair housing choice, and an action plan designed to reduce the impacts of barriers to fair housing choice and affirmatively further fair housing in Trumbull County.

Prepared for: Trumbull County and the cities of Warren and  
Niles, Ohio

Prepared by: The Center for Applied GIS, Youngstown State University | Youngstown, Ohio



## TABLE OF CONTENTS

---

### INTRODUCTION

Federal Housing Law	1
Ohio Fair Housing Law	2
Who Conducted the Analysis of Impediments to Fair Housing Choice	3
Methodology	3
Funding	6

---

### COMMUNITY PARTICIPATION PROCESS

Stakeholder input	7
-------------------	---

---

### CURRENT FAIR HOUSING LEGAL STATUS AND ASSESSMENT OF PAST GOALS

Evaluation of Trumbull County's Current Fair Housing Legal Status	10
Fair Housing and Housing-Related Complaints and Concerns	14
Assessment of Past Goals and Public-Private Fair Housing Programs-Activities	14

---

### DEMOGRAPHIC ANALYSIS

Total Population	18
Race, Ethnicity, Origin, and Ancestry	21
Family Characteristics	38
Economic Characteristics	41
Housing Characteristics	44
Affordable Housing Providers	56
Major Employers and Transit Lines	60
Community Reinvestment Areas	63
Community Reinvestment and Home Mortgage Disclosure Acts	65

---

### IMPEDIMENTS TO FAIR HOUSING CHOICE

Impediments to Fair Housing Choice	71
Persons Least Likely to Apply	73

---

### CONCLUSIONS AND ACTION STEPS

Conclusions	74
Community Feedback to Address Current Impediments to Fair Housing Choice	74
2024 Goals to Affirmatively Further Fair Housing Choice in Trumbull County	75
<hr/>	
ACTION PLAN	
Action Plan Matrix and Action Steps	77
<hr/>	
APPENDIX A: COMMENTS FROM PUBLIC MEETING	80
APPENDIX B: FAIR HOUSING TRAINING SCHEDULE, 2024-2026	81
SOURCES	83
<hr/>	
LISTING OF TABLES AND MAPS	
<hr/>	
TABLES	
Table 1: Fair Housing Training Schedule for Trumbull County, 2024-2026	10
Table 2: Projects completed in Trumbull County between 2019 and 2023	15
Table 3: Distribution of Age and Sex in 2022	19
Table 4: Comparison of 2017 and 2022 Demographics	20
Table 5: Race and Ethnicity	22
Table 6: Ancestry	22
Table 7: Family Characteristics	38
Table 8: Economic Conditions	41
Table 9: Housing Characteristics	45
Table 10: Number of Dwellings and Year Built	45
Table 11: Affordable Housing Providers	56
Table 12: Housing Choice Vouchers by ZIP Code	57
Table 13: CRA Performance Evaluations for Banks	65
Table 14: Home Purchase Loan Applications by Race and Year	66
Table 15: Action Plan to Affirmatively Further Fair Housing	77
Table 16: Trumbull County's Fair Housing Training Schedule for 2024-2026	81



---

## MAPS-FIGURES

Trumbull County and Warren and Niles	13
Population Trend, 1980-2022	18
Population Density	24
Population by Block	25
Population Density by Race-Ethnicity	26
White Population	27
Black or African American Population	28
Hispanic or Latino Population	29
Asian Population	30
American Indian-Alaskan Native Population	31
Native Hawaiian-Pacific Islander Population	32
Population of Some other Race	33
Population of Two or More Races	34
Foreign Born Population	35
Veteran Population	36
Persons Reporting Ancestry	37
Families with Related Children Under 18	39
Family Households with Related Children Under 18	40
Persons with Income Below the Poverty Level	42
Median Household Income	43
Rental Properties	47
Homeownership Rate	48
Median Contract Rent	49
Rentals with Cash Rent Under \$500/month	50
Occupied Housing Units	51
Housing Unit Vacancy Rate (census blocks)	52
Housing Unit Vacancy Rate (census tracts)	53

Age of Housing Stock (year built)	54
Residential Structure Ownership	55
Housing Choice Vouchers and Affordable Housing Providers	59
Major Employers and WRTA Fixed Routes	62
Community Reinvestment Areas	64
Home Purchase Loans/Black or African American Population	69
Home Purchase Loans/White Population	70

## INTRODUCTION

### FEDERAL HOUSING LAW

Title VIII of the Civil Rights Act of 1968, also known as the Fair Housing Act, prohibits discrimination based on race; color; ethnic origin; disability; religion; gender; and familial status, including families with children under the age of 18 who live with parents or legal guardians, pregnant women, and persons securing custody of children under the age of 18. This includes the sale, rental, and financing of dwellings, and other housing-related transactions.

In addition, the United States Department of Housing and Urban Development (HUD) has strongly encouraged the adoption and enforcement of state and local fair housing laws and a reduction in segregation by race, ethnicity, and disability status through its community development programs. HUD is also committed to eliminating discriminating practices and racial, ethnic, social, and other barriers to fair housing through the Fair Housing Act's requirement to Affirmatively Further Fair Housing (AFFH). AFFH is accomplished through the planning and implementation of a set of actions to eliminate barriers or impediments to fair housing choice. HUD strives to promote this fair housing choice through Fair Housing Planning (FHP). Provisions to AFFH are long-standing components of HUD's Community Development Block Grant (CDBG) and Home Investment Partnership (HOME) programs. HUD is the federal agency which is charged with enforcing the Fair Housing Act.

According to HUD, AFFH obligations are not statutorily, although HUD requires grantees to do the following, according to its *Fair Housing Planning Guide*:

- Conduct an Analysis of Impediments to Fair Housing Choice.
- Take actions to correct and remediate any impediments found during the analysis.
- Maintain records detailing actions taken to correct impediments and the outcome of each action.

HUD required funding recipients to certify AFFH through the development of an Analysis of Impediments to Fair Housing Choice (AI) from 1996 through a 2015 AFFH rule which required an assessment of fair housing. Until the full implementation of the 2015 AFFH rule, communities were directed to continue developing AIs until the institution of the 2020 proposed rule, *Preserving Community and Neighborhood Choice* (PCNC), which if implemented, would have eliminated the regulatory framework for the AI.

However, HUD's efforts to implement AFFH through fair housing planning was restored through the publication *Restoring Affirmatively Furthering Fair Housing Definitions and Certifications Interim Final Rule*, published in the *Federal Register* on June 10, 2021, and which took effect on July 31, 2021. This interim rule repeals PCNC and establishes that HUD funding recipients must certify compliance with AFFH, although it does not reinstate the requirement to conduct an Analysis of Fair Housing or an Analysis of Impediments to Fair Housing Choice (AI). However, the Ohio Department of Development (ODOD) requires grantees to update their AI every five years. To satisfy the ODOD requirement that

HUD funding recipients certify compliance with AFFH and complete or update their AI, Trumbull County has chosen to develop and implement an update to the Analysis of Impediments to Fair Housing Choice that was completed in 2019.

---

## OHIO FAIR HOUSING LAW

In addition to federal fair housing laws, the State of Ohio Attorney General's *Fair Housing Guide for Landlords* mandates the following:

Fair housing is a person's right to choose, without unlawful discrimination, where to live. Ohio's fair housing laws protect people who are denied housing based on myths, stereotypes, or prejudices about groups of people. Ohio's discrimination laws protect everyone. The law states that it is illegal to discriminate in the sale, rental, or financing of housing, or otherwise interfere with someone's housing rights based on his or her membership in the following protected classes: race, color, religion, sex, familial status (having at least one child who is younger than 18), ancestry, disability, national origin, and military status.

All housing providers, including owners, property managers, sales managers, and condominium associations, are covered under Ohio's fair housing laws.

In the state of Ohio, it is unlawful to do any of the following based on race, color, religion, sex, national origin, ancestry, military status, disability, or familial status:

- Refuse to rent, sell, finance, or insure housing accommodations or residential property.
- Represent to any person that housing accommodations are not available for inspection, sale, rental, or lease.
- Refuse to lend money for the purchase, construction, repair, rehabilitation, or maintenance of housing accommodations or rental property.
- Discriminate against any person in the purchase, renewal, terms and conditions of fire, extended coverage, of homeowners or renters' insurance.
- Refuse to consider without prejudice the combined income of both spouses.
- Print, publish, or circulate any statement or advertisement which would indicate a preference or limitation.
- Deny any person membership in any multiple listing services or real estate broker's organization.

No one may take any of the following actions based on race, color, religion, sex, national origin, ancestry, military status, disability, or familial status:

- Refuse to make a mortgage loan.
- Fail to provide information regarding loans.
- Deny or make different terms for home loans, such as different interest rates, points, or fees.
- Refuse to purchase the loan or set different terms or conditions for purchasing a loan.

In addition, it is illegal to:

- Coerce, intimidate, threaten, or interfere with anyone exercising their rights granted under the Fair Housing Act or assisting others who are exercising that right.
- Make, print, publish, or post statements or advertisements that a house or an apartment is available only to persons of a certain race, color, religion, sex, familial status, or disability.

Ohio is a substantially equivalent state, in which HUD has delegated ability to enforce fair housing laws. In Ohio, the Ohio Civil Rights Commission (OCRC) enforces state laws against discrimination. The Commission receives and investigates discrimination charges based on protected class, and the Ohio Prosecutor's Office is the civil prosecutor for OCRC.

The Ohio Department of Development, Community Services Division requires all communities who receive federal financial assistance to administer their programs and activities related to housing and community development in a manner affirmatively to further the purposes of the Fair Housing Act, and consistent with other applicable provisions ensuring equal opportunity and freedom from discrimination.

Beginning in 1993, the State of Ohio required all CDBG and HOME grantees to conduct a fair housing program with standard features. Historically, a comprehensive AI should be completed every five years to reflect the current fair housing situation in the jurisdiction. Grantees should update the AI annually to reflect current market conditions or other factors related to fair housing choice. An AI is a review of impediments or barriers that affect the rights of fair housing choice. It covers public and private policies, practices, and procedures affecting fair housing choice. The Interim Final Rule published in June 2021 and that went into effect in July 2021 requires funding recipients to affirmatively further fair housing implementation. Trumbull County last completed an Analysis of Impediments to Fair Housing Choice in 2019. The following 2024 AI update covers the city of Warren, an entitlement city which receives funding directly from HUD, and the city of Niles and the balance of Trumbull County, which receives its HUD funding through the Ohio Development Services Association.

---

## WHO CONDUCTED THE ANALYSIS OF IMPEDIMENTS TO FAIR HOUSING CHOICE

The 2024 Analysis of Impediments to Fair Housing Choice was conducted by the Youngstown State University Center for Applied GIS (YSU), with assistance from the Trumbull County Planning Commission, Trumbull County Board of Commissioners, the cities of Warren and Niles, and agency partners.

YSU provided GIS mapping and data services to the project, assisted in the planning and facilitation of meetings with key stakeholders and a public community meeting, and developed the Analysis of Impediments (AI) to Fair Housing Plan for Trumbull County and the cities of Warren and Niles. YSU coordinated with the Trumbull County Planning Commission to facilitate stakeholder meetings and collected and analyzed data and input obtained from key stakeholders.

---

## METHODOLOGY

This comprehensive AI for Trumbull County and the cities of Warren and Niles was developed using guidance from HUD's *Restoring Affirmatively Furthering Fair Housing Definitions and Certifications Interim Final Rule*, published on July 31, 2021; HUD's *Fair Housing Planning Guide Volume 1*; and ODO's *How to Analyze Impediments to Fair Housing and Develop a Plan*, published in November 2023.

The following steps were taken to complete the project and final AI document:

**GIS mapping and data analysis.**

- Demographic, social, economic, and housing characteristics of the population (2022 US Census Bureau American Community Survey Estimates and 2020 US Census Bureau Summary File 1 and Redistricting Data).
- List of maps and tables:
  - Trumbull County and cities of Warren and Niles.
  - Population Density.
  - Race and Ethnicity.
  - Protected Race and Ethnicity.
  - White Alone Population.
  - Black or African American Alone Population.
  - American Indian or Alaskan Native Alone Population.
  - Asian Alone Population.
  - Population of Two or More Races.
  - Other Race Alone Population.
  - Hispanic or Latino Population.
  - Foreign-Born Population.
  - Families and Related Children Under 18.
  - Median Household Income.
  - Poverty Rate by Block Group.
  - Low-Income Population.
  - Vacancy Rate (Housing Units).
  - Tenure: Owner- and Renter-Occupied Housing Units.
  - Median Contract Rent.
  - Cash Rent Less than \$500/Mo.
  - Median Value of Owner-Occupied Housing Units.
  - Location of Multi-Family Housing.
  - Location of Registered Rentals and Likely Rental Properties.
  - Foreclosures.
  - Major Employers and Public Transit Lines.
  - Low-Income Population and Public Transit Lines.
  - Central Business Districts.
  - Community Reinvestment Areas.
  - Home Mortgage Disclosure Act reporting.
  - Other GIS mapping and data, as necessary.

### **Engagement of key stakeholders.**

- Coordinate, schedule, advertise, and send invitations for three stakeholder meetings.
- Facilitate stakeholder meetings.
- Collect and analyze all data and input collected at stakeholder meetings, to include in the final AI document.

### **Development of the final AI document.**

- Develop the final AI document.
- Review the Ohio Development Services Agency's guide to How to Analyze Impediments to Fair Housing and Develop a Plan and HUD's Affirmatively Furthering Fair Housing guidelines to ensure compliance, and that all maps and data are current and included in the report.
- The final AI document includes the following components:
  - Introduction
    - Fair Housing Law
    - Ohio Fair Housing Law
    - Who Conducted the Analysis of Impediments to Fair Housing Choice
    - Methodology
    - Funding
  - Community Participation Process
  - Current Fair Housing Legal Status and Assessment of Past Goals
    - Evaluation of Trumbull County's Current Fair Housing Legal Status
    - Fair Housing and Housing-Related Complaints and Concerns
    - Assessment of Past Goals and Public and Private Fair Housing Programs and Activities
  - Demographic and Trends Analysis
    - Overview of Fair Housing Laws and Demographic Trends
    - Total Population
    - Race and Ethnicity, Origin, and Ancestry
    - Family Characteristics
    - Economic Characteristics
    - Housing Characteristics
    - Affordable Housing Providers
    - Major Employers and Mass Transit Lines
    - Community Reinvestment Areas
    - Community Reinvestment and Home Mortgage Disclosure Acts
  - Identification of Impediments to Fair Housing Choice
    - Impediments to Fair Housing Choice
    - Persons who are Least Likely to Apply
  - Conclusions and Action Steps
    - Conclusions

- Action Steps to Address Impediments to Fair Housing Choice

---

## FUNDING

This Analysis of Impediments to Fair Housing was funded through Trumbull County's Community Development Block Grant Administration budget and local contributions from the City of Niles and the City of Warren.



## COMMUNITY PARTICIPATION PROCESS

### STAKEHOLDER INPUT

Stakeholder input is a key component to the development of an Analysis of Impediments to Fair Housing Choice. Trumbull County last developed an AI in 2019. During the process of developing the 2024 AI, the public outreach process consisted of a public meeting on May 28, 2024, and stakeholder interviews. Stakeholders included various government offices, affordable housing providers, fair housing and minority advocacy, mental health and addiction advocacy, homeless assistance and advocacy providers, and realtors and realtor organizations.

Stakeholder feedback was obtained from the following persons, groups, or organizations throughout the process of developing the 2024 AI for Trumbull County:

- Trumbull County Planning Commission.
- City of Niles.
- City of Warren.
- Coleman.
- Emmanuel Community Care Center.
- Family & Community Services/Axcess Point.
- Salvation Army.
- St. Vincent DePaul.
- Trumbull County Combined Health District.
- Trumbull County Mental Health and Recovery Board.
- Trumbull Metropolitan Housing Authority.
- Trumbull Neighborhood Partnership/Trumbull County Land Bank.
- Youngstown State University.

The stakeholder interviews consisted of several basic questions and followed this format:

- Are there housing-related discriminatory problems in your community?
- How do you feel about fair housing testing in your community?
- To your knowledge has fair housing testing been implemented at all in your community?
- Are any of the following fair housing issues prevalent in your community?
  - Lack of affordable and accessible housing options in Trumbull County and the cities of Warren and Niles.
  - Landlord/tenant disputes (related to fair housing/discriminatory practices).
  - NIMBY (Not-In-My-Back-Yard) syndrome.
- What are the action steps (of which you are aware) that have been taken since the completion of the last AI in 2019?
- What are the potential actions to target persons "least likely to apply" (meaning housing, and those who are not likely to apply for housing without outreach efforts)?

A summary of responses from community outreach efforts is as follows:

- Many of the impediments facing Trumbull County residents in 2019 are still in place in 2024.
- Trumbull Neighborhood Partnership (TNP) offers accessibility modifications for LMI owner-occupants, and although there is a wait list, resources to support this endeavor exist. Modifications include ramps, and bathroom modifications, among other accessibility modifications. This begins to address an issue identified in 2019; the challenge of modifying or retrofitting aging housing stock for those with disabilities.
- There are a limited number of resources for landlords or tenants to make modifications to rental units.
- Funding through the Federal Home Loan Bank of Pittsburgh restricts projects to distressed census tracts, which limits the locations available to projects. This prevents county agencies from submitting competitive grant applications. Potential projects would include renovation or resale of vacant units and there are not enough suitable homes located in eligible areas.
- TNP is discussing balancing resource deployment (particularly for new construction or vacant rehabilitation) in low-to-moderate income (LMI) neighborhoods, which would increase the concentration of LMI households, but would be an investment in an LMI neighborhood) vs. resource deployment in middle- or moderate-income neighborhoods.
- TNP would like to see a template library of leases and land contracts made available for renters and landlords to use, that are fair and equitable. This could include a website where information can be housed and would serve as a central repository of this information for housing partners to share with clients. If this does already exist, then we should formulate a plan to share this information with and educate housing partners about its availability.
- There is an increasing need for accessible housing. A frequent challenge is residents who age in place but have a second-floor bathroom. With an aging population in Trumbull County, this is an important point.
- There exists in Niles a general desire to not add any additional low-income housing units. The preference is for moderate-income or well-managed low-income units, but there is no desire for new low-income housing.
- In Niles, there is a need to educate the community that multi-family units can be market-rate and owner-occupied, as a strong connection exists among residents that all multi-family units are rentals. However, many single-family homes are renter-occupied. Increasing knowledge about the different housing and financing types in the community would go a long way towards eliminating impediments to fair housing choice.
- We should encourage cities and villages to pass fair housing ordinances that prohibit source of income discrimination by landlords. Is this something that the county can adopt, like what Akron has passed?
- Multiple communities in Trumbull County have issued moratoriums on construction permits for new multi-family units, which is an impediment to fair housing choice, as many multi-family units are rentals.

The following impediments to fair housing choice were discussed during the public meeting held on May 28, 2024:

- Landlords often discriminate based on familial status, ethnicity, and other protected classes.
- The landlord community tight knit in Trumbull County and they often use this to leverage the rents that they charge.
- There is a general lack of affordable and accessible housing. Although there is ample housing stock, much of it is unsafe and in poor condition for habitation.
- Monthly renter costs have skyrocketed over last couple of years.
- The COVID-19 pandemic skewed eviction and foreclosure rates (downward) due to long moratoriums on each. There is a hesitation to use these numbers to plan going forward.
- Rental ownership monopolies exist throughout the county, especially by out of state and out of country entities. Anecdotally, a large percentage of housing choice voucher properties are by companies or individuals in New Zealand.
- There has been demolition of apartment buildings, and replacing these structures with greenspace, not rebuilding. These include the Buckeye Apartments, Reeves Apartments, and others. This results in a loss of safe and affordable units.
- Many private developers in Trumbull County are not interested in building mixed use or infill housing.
- Housing Choice Vouchers are essentially worthless and often time out because the voucher is not worth enough to cover the rent that landlords expect.
- Many landlords avoid leases by executing “forever” land contracts instead.
- Transportation-WRTA routes and service have significantly decreased.
- Grant funds for rehabbing are highly competitive and very limited.
- There is a general lack of support from local elected officials and the community in general.
- There is profit in *not renting properties* and flipping clients. The way this works is by landlords charging non-refundable application fees that are hundreds of dollars and not renting the structure, or by securing a security deposit and first month's rent, knowing the renter cannot afford a second month. The renter is then evicted, and the process begins anew with a new renter.
- Eviction sealing is not allowed in Niles.

## CURRENT FAIR HOUSING LEGAL STATUS AND ASSESSMENT OF PAST GOALS

### EVALUATION OF TRUMBULL COUNTY'S CURRENT FAIR HOUSING LEGAL STATUS

Trumbull County and the cities of Warren and Niles receive CBDG and HOME program funds through the US Department of Housing and Urban Development (HUD). Warren, as a central city in the Youngstown-Warren-Boardman Metropolitan Statistical Area (MSA), is an entitlement city and receives its funding directly from HUD's Columbus office. Trumbull County and the city of Niles receive their funding through the Ohio Department of Development.

There are seven class of people who are protected under Title VIII of the Civil Rights Act of 1968, which is also known as the Fair Housing Act. The protected classes include the following:

- Color
- Race
- Religion
- Sex
- Familial Status (families with children)
- Disability
- National Origin

In addition, Ohio law includes two additional protected classes:

- Ancestry
- Military Status

The Fair Housing Act prohibits discrimination in housing-related activities and requires grantees to “affirmatively further” fair housing (AFFH) in all housing-related activities. These requirements extend to all federal executive departments and agencies, as well as state and local recipients of federal funds. Since Trumbull County and its municipalities receive federal financial assistance to administer housing programs, and activities related to housing and community development, including CDBG and HOME funds, it is required to “affirmatively further” the purposes of the Fair Housing Act. The spirit of AFFH is to reduce and eliminate housing discrimination and segregation and increase the supply of open and affordable housing.

Trumbull County has a fair housing training schedule, which is contained in Table 1 and Appendix B.

**Table 1: Fair Housing Training Schedule for Trumbull County, 2024-2026**

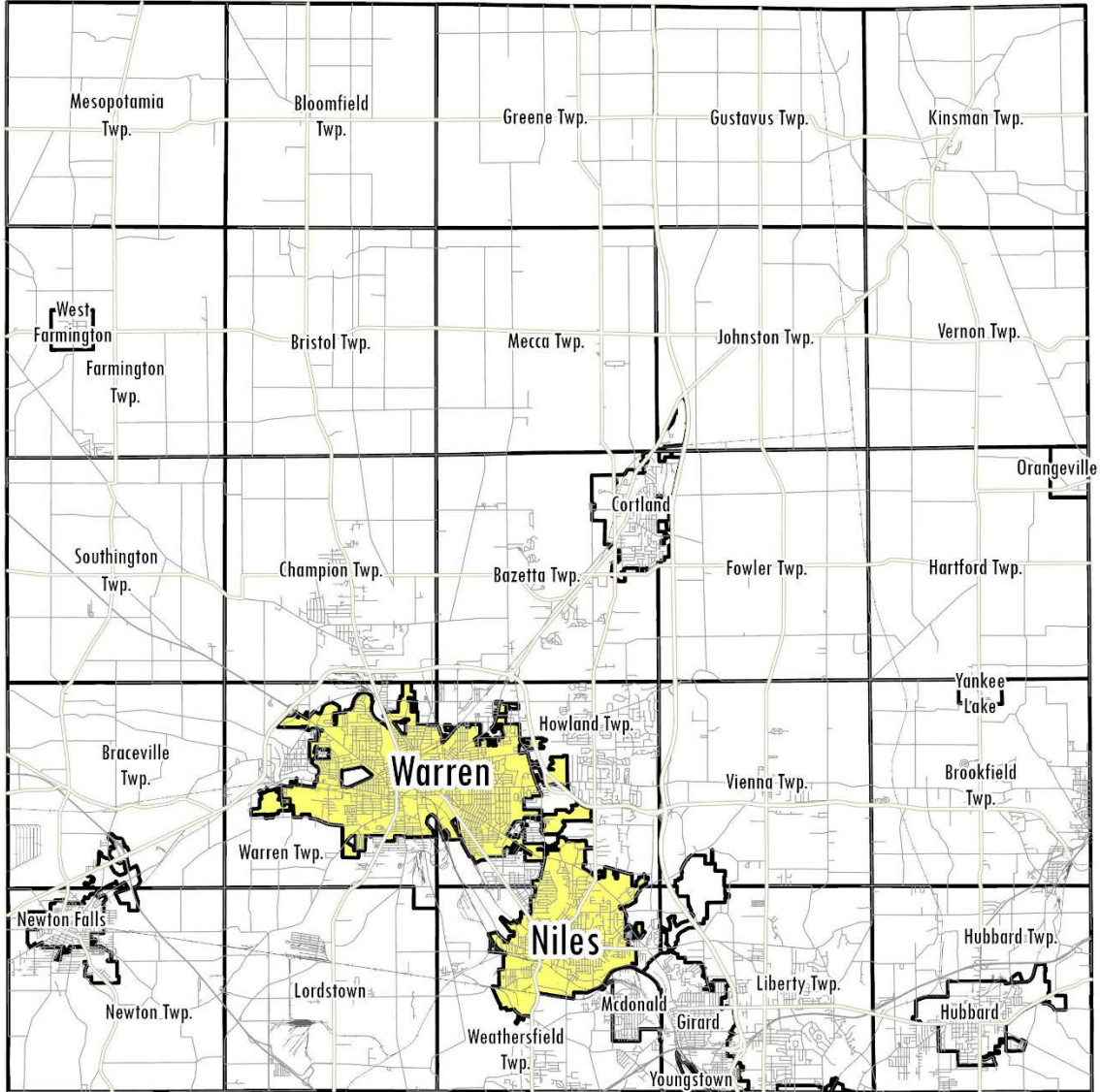
Target Population or Target Area	Training Location	Training Location	Description of Training	Year	Date & Time
City of Girard – Target Population/Area	Girard Multi-Generational Center	Girard Multi-Generational Center 443 Trumbull Avenue Girard, OH 44420	Fair Housing Right and Complaint Process	2024	Q1 – March 5, 2024 @ 9:00am

Target Population or Target Area	Training Location	Training Location	Description of Training	Year	Date & Time
<b>Veterans Services-Organization Requirement</b>	Trumbull County Veterans Services Commission	Trumbull County Veterans Services Commission 253 E Market Street Warren, Ohio 44481	Overview of Federal, State, and Local Fair Housing Laws	2024	Q2- May 22, 2024 @10:00am
<b>Limited Clientele (Elderly and Disabled)</b>	Warren SCOPE	Warren SCOPE YWCA 375 N Park Avenue Warren, Ohio 44481	Fair Housing Rights and Complaint Process for Elderly and Disabled Populations	2024	Q2– June 21, 2024 @ 2:00pm
<b>Limited Clientele (Homeless)</b>	Trumbull County Housing Collaborative	Trumbull County Housing Collaborative Meeting YWCA 375 N Park Ave Warren, OH 44481	Overview of Federal, State & Local Fair Housing Laws	2024	Q3- July 9, 2022 @ 2:00pm
<b>General Population</b>	Trumbull County Fairgrounds	Trumbull County Fairgrounds 899 Everett Hull Road Cortland, Ohio 44410	Fair Housing Rights and Complaint Process	2024	Q3 – July 11, 2024 @ 10:00am
<b>Trumbull Metropolitan Housing Authority-Organization Requirement</b>	TMHA	TMHA 4076 Youngstown Rd SE Warren, Ohio 44484	Overview of Federal, State & Local Fair Housing Laws	2024	Q3 –July 24, 2024 @ 10:00am
<b>Howland Township-Target Population/Area</b>	Howland SCOPE	Howland SCOPE 8273 High Street Warren, Ohio 44484	Fair Housing Rights and Complaint Process	2024	Q3 – September 10, 2024 @ 10:00am
<b>Warren City Schools-Organization/School Requirement</b>	Warren City Schools	Warren City Schools 105 High Street Warren, Ohio 44481	Overview of Federal, State & Local Fair Housing Laws	2024	Q4- TBD (sometime in October)
<b>Limited Clientele (Elderly and Disabled) in Target Population Area</b>	Girard Multi-Generational Center	Girard Multi-Generational Center 443 Trumbull Avenue Girard, Ohio 44420	Fair Housing Rights and Complaint Process for Elderly and Disabled Populations	2024	Q4- October 15, 2024 @ 9:00am
<b>Stark Trumbull Area Board of Realtors–Organization Requirement</b>	Stark Trumbull Area Board of Realtors	Stark Trumbull Area Board of Realtors TBD	CEU Seminar for Realtors	2025	Q1- TBD
<b>Trumbull County Zoning Inspectors Association-Organization Requirement</b>	Trumbull County Zoning Inspectors Association	Trumbull County Zoning Inspectors Association TBD	Overview of Federal, State & Local Fair Housing Laws	2025	Q2-TBD
<b>Girard Multi-Generational Center - Organization Requirement</b>	Girard Multi-Generational Center	Girard Multi-Generational Center 443 Trumbull Avenue Girard, Ohio 44420	Fair Housing Rights and Complaint Process for Elderly and Disabled Populations	2025	Q2-TBD
<b>Elderly and Disabled/CHIP</b>	Lordstown SCOPE	Lordstown SCOPE 1776 Salt Springs Rd Warren, Ohio 44481	Fair Housing Rights and Complaints Process	2025	Q2-TBD
<b>General Population/CHIP</b>	Trumbull County Fairgrounds	Trumbull County Fairgrounds 889 Everett Hull Road Cortland, Ohio 44410	Fair Housing Rights and Complaint Process	2025	Q3-TBD
<b>Limited Clientele (Homeless)</b>	Trumbull County	Trumbull County Housing Collaborative Meeting	Fair Housing Rights and Complaint Process	2025	Q3-TBD

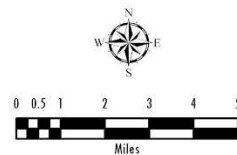
Target Population or Target Area	Training Location	Training Location	Description of Training	Year	Date & Time
	Housing Collaborative	YWCA 375 N Park Ave Warren, Ohio 44481			
<b>Limited Clientele (Elderly and Disabled) in Target Population Area</b>	Howland SCOPE	Howland SCOPE 8273 High Street Warren, Ohio 44484	Fair Housing Rights and Complaint Process	2025	Q4-TBD
<b>Trumbull County Continuum of Care/CHIP</b>	YWCA	YWCA of Warren 375 North Park Ave Warren, Ohio 44481	Fair Housing Rights and Complaint Process	2026	Q1-TBD
<b>General Population/CHIP</b>	Warren-Trumbull Public Library	Warren-Trumbull County Library Liberty Location 415 Churchill Hubbard Rd Youngstown, Ohio 44505	Fair Housing Rights and Complaint Process	2026	Q3-TBD

The following map shows Trumbull County and the cities of Warren and Niles.

## Trumbull County and the cities of Warren and Niles



Warren-Niles
  Political Subdivision



YOUNGSTOWN STATE UNIVERSITY  
**Y** Center for Applied GIS

Prepared by:  
 Youngstown State University  
 Center for Applied GIS  
 Department of Humanities  
 and Social Sciences  
 Source: Trumbull County  
 GIS files, US Census Bureau  
 5/1/2024



---

## FAIR HOUSING AND HOUSING-RELATED COMPLAINTS AND CONCERNS

All housing-related complaints in Trumbull County and the city of Warren are administered by Community Legal Aid. Community Legal Aid is a nonprofit law firm that serves low-income persons and families throughout northeast Ohio. Community Legal Aid maintains an office in the city of Warren. The city of Niles administers housing-related complaints through its Housing and Zoning Department.

The following is a summary of fair housing and housing-related complaints received in Trumbull County and the cities of Warren and Niles:

---

## ASSESSMENT OF PAST GOALS AND PUBLIC AND PRIVATE FAIR HOUSING PROGRAMS AND ACTIVITIES

An Analysis of Impediments to Fair Housing Choice was completed for Trumbull County and the cities of Warren and Niles in 2019. During this analysis, the following impediments to fair housing choice were identified. Those impediments are as follows:

- Lack of education about fair housing issues available not only to landlords but to tenants.
- Plethora of affordable housing, but a lack of accessible housing to those persons with disabilities.
- Historic segregation issues that continue to plague Trumbull County.
- Pervasive “Not in My Backyard” (NIMBY) syndrome that runs generations deep in the county.

Trumbull County regularly updates a Limited English Proficiency Plan, which it posts on the county’s website. This plan contains contact information for translation services, if needed. Trumbull County also distributes Department of Housing and Urban Development-generated “I Speak” cards to every public meeting and has them on file at the county office to distribute to any non-English speaking person, or if a person with a physical disability is not able to interpret the meeting subject matter or content. Trumbull County also travels to the homes of non-English speaking or disabled individuals to assist them with applications for funding if the individual is not able to travel to the county office in downtown Warren.

Trumbull County provides education and outreach, and equity training, and distributes fair housing flyers at community events such as the Trumbull County Fair. Trumbull County also distributes fair housing flyers at every meeting attended by County representatives.

The Stark Trumbull Area Realtors has affirmed its commitment to fair housing laws and regularly offers free fair housing and civil rights continuing education training.

Trumbull County and the city of Warren administer and answer each fair housing complaint, and then refer each complainant to Community Legal Aid for any legal advice and assistance needed.

The city of Niles maintains an online complaint form which can be used to submit complaints about properties throughout the city, but also any fair-housing issues. The city administers the complaint form and works quickly to proactively address issues and prevent further problems.



The Trumbull County Housing Collaborative (TCHC) meets bi-monthly and focuses on issues ranging from housing to homelessness. TCHC normally invites a speaker who will often present about fair housing issues. TCHC is comprised of the following core organizations:

- Apprisen
- Catholic Charities
- City of Warren
- Coleman
- Direction Home
- ECCC
- ECCC
- Help Network
- Legal Aid
- Salvation Army
- Someplace Safe
- SSVF
- St. Vincent DePaul
- Sunshine Warren Homes
- TC Planning Co
- TMHA
- TMHRB
- Urban League
- Warren City Schools
- WRILC
- YWCA

Table 2 shows a summary of projects completed in Trumbull County between 2018 and 2021.

**Table 2: Projects Completed in Trumbull County between 2018 and 2021**

Grant Year	Grant Funding	Type of Assistance	Address	Amount	Persons	Race	Hispanic
2018	CHIP/HOME	Housing Rehab	1380 Sixth Street SW, Warren, OH 44485	\$32,824.51	1	Black/African American	N
2018	CHIP/HOME	Housing Rehab	1709 Baker St SW, Warren, OH 44485	\$25,883.21	1	Black/African American	N
2018	CHIP/HOME	Housing Rehab	181 Euclid Blvd., Youngstown, OH 44505	\$29,300.00	5	Black/African American	N
2018	CHIP/HOME	Housing Rehab	3055 Ridge Avenue SE, Warren, OH 44484	\$33,240.00	1	White	N
2018	CHIP/HOME	Housing Rehab	3250 Reeves Rd NE, Warren, OH 44483	\$26,860.00	2	White	N

<b>2018</b>	CHIP	Repair	1738 Morris Street, Mineral Ridge, OH 44440	\$14,240.00	5	White	N
<b>2018</b>	CHIP	Repair	3420 Draper Ave. SE, Warren, OH 44484	\$13,530.30	1	White	N
<b>2018</b>	CHIP	Repair	36 Norwick Dr., Youngstown, OH 44505	\$14,690.00	2	White	N
<b>2018</b>	CHIP	Repair	513 Murray Hill Dr., Youngstown, OH 44505	\$14,765.00	1	Black/African American	N
<b>2018</b>	CHIP	Repair	6984 Hoagland Blackstub Road, Cortland, OH 44410	\$9,034.00	1	White	N
<b>2018</b>	CHIP	Emergency Rent/Mtg. Assistance	2950 Belmar Dr., Youngstown, OH 44505	\$921.00	1	White	N
<b>2018</b>	CHIP	Emergency Rent/Mtg. Assistance	83B Trumbull Ct., Newton Falls, OH 44444	\$1,125.00	4	White	N
<b>2018</b>	CHIP	Emergency Rent/Mtg. Assistance	557 Nellie St., Apt. 1, Masury, OH 44438	\$1,350.00	2	White	Y
<b>2018</b>	CHIP	Emergency Rent/Mtg. Assistance	2513 Cardinal Drive, Youngstown, OH 44505	\$1,251.98	1	Am. Indian, Alaska Native & Black/African American	N
<b>2018</b>	CHIP	Emergency Rent/Mtg. Assistance	3041 Green Acres Dr. Apt 3, Youngstown, OH 44505	\$1,650.00	4	Black/African American	N
<b>2019</b>	HOME	Rehab	3254 Crestview Ave SE, Warren, OH 44484	\$31,975.00	1	White	Y
<b>2020</b>	HOME	Rehab	7800 Chestnut Street, Masury, OH 44438	\$79,870.00	4	White	N
<b>2021</b>	CHIP/HOME	Housing Rehab	1260 Youngstown- Kingsville Road, Vienna, OH 44473	\$25,860.00	2	White	N
<b>2021</b>	CHIP/HOME	Housing Rehab	1418 Townsend Ave., Youngstown, Ohio 44505	\$44,550.00	2	White	N
<b>2021</b>	CHIP/HOME	Housing Rehab	3055 Ridge Avenue SE, Warren, OH 44484	\$24,855.00	1	White	N
<b>2021</b>	CHIP/HOME	Housing Rehab	8235 Fairhill Drive NE, Warren, OH 44484	\$13,705.00	1	White	N
<b>2021</b>	CHIP/HOME	Housing Rehab	957 Adrian Circle, Girard, OH 44420	\$34,855.00	3	White	N
<b>2021</b>	CHIP	Repair	1611 Salt Springs Road, Mineral Ridge, OH 44440	\$17,080.00	2	White	N

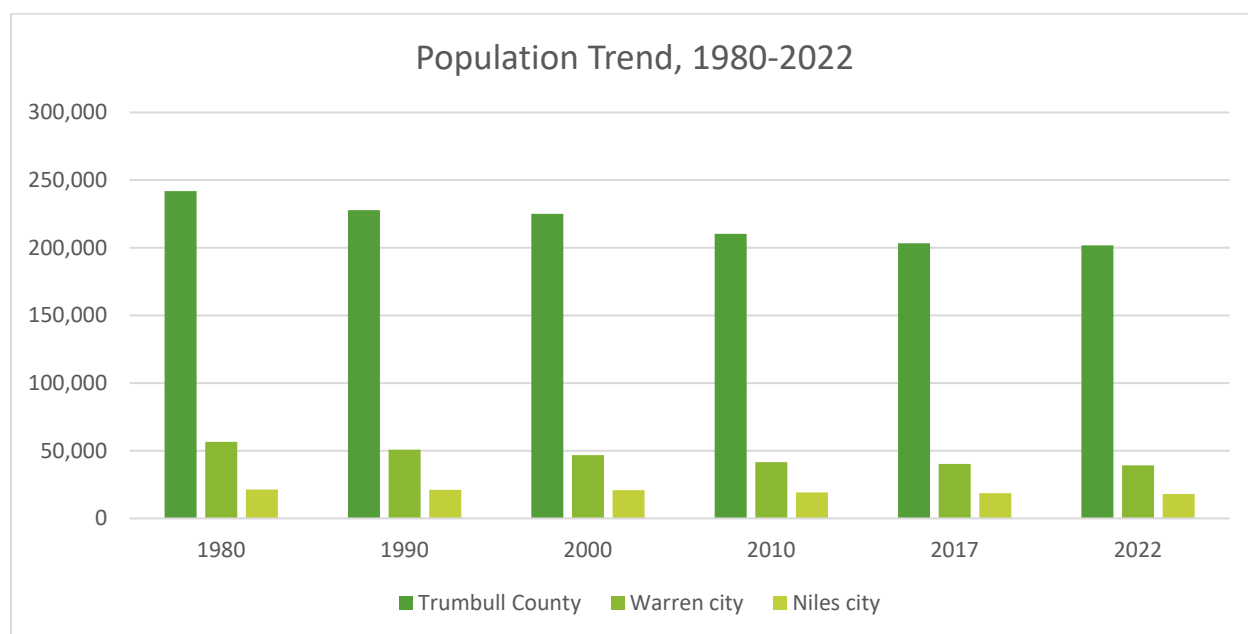
<b>2021</b>	CHIP	Repair	3147 Pittsburgh Avenue, McDonald, OH 44437	\$17,655.00	1	White	N
<b>2021</b>	CHIP	Repair	336 Indiana Avenue, McDonald, OH 44437	\$20,110.00	2	White	N
<b>2021</b>	CHIP	Repair	8148 Warren-Sharon Road, Masury, OH 44438	\$21,330.00	2	White	N

## TOTAL POPULATION

Trumbull County is in northeast Ohio, along the Ohio-Pennsylvania boundary, between Cleveland and Pittsburgh. The county was incorporated on July 10, 1800, and was the seventh county established in the Northwest Territory. The county consists of seven cities, including Cortland, Girard, Hubbard, Newton Falls, Niles, Warren, and Youngstown; five villages, including Lordstown, McDonald, Orangeville, West Farmington, and Yankee Lake; and 24 townships.

The total population of Trumbull County was 201,749 in 2022, according to the United States Census Bureau American Community Survey 5-Year Estimates Program, a decrease of approximately 4.1% from the 2010 Decennial Census count of 210,312. The county lost 1,592 residents, a decrease of 0.8%, between 2017 and 2022 (the most current data available during the development of the 2019 and 2024 Ais). The cities of Warren and Niles also lost population between 2010 and 2022, at 5.7% and 6%, respectively. Warren and Niles also lost population between 2017 and 2022, at 2.6% and 2.7%, respectively. Between 1980 and 2022, Trumbull County lost 16.6% of its total population, while Warren lost a whopping 30.8% of its population while Niles lost 15.2% of its population over the same period. In recent years, the downward population trend can mostly be explained by a *natural decrease*, meaning more deaths than births are occurring annually, at a rate at which is greater than the net immigration to the county. Figure 1 shows the population trend in Trumbull County between 1980 and 2022.

**Figure 1: Population Trend in Trumbull County and Warren and Niles between 1980 and 2022**



Of the persons living in Trumbull County in 2022, 50.9% were female, while 49.1% were male. The rate of female population was slightly higher in the cities of Warren and Niles, at 51.2% and 51.7%,

respectively. A total of 102,591 females lived in Trumbull County in 2022, while 20,073 lived in the city of Warren and 9,353 lived in the city of Niles.

Table 3 shows the population breakdown by age and sex in Trumbull County in 2022.

**Table 3: Distribution of Age and Sex in Trumbull County and Warren and Niles in 2022**

	Trumbull County		Niles city		Warren city	
<b>Male</b>	99,158	49.1%	8,754	48.3%	19,131	48.8%
<b>Female</b>	102,591	50.9%	9,353	51.7%	20,073	51.2%
<b>Under 5 years</b>	10,583	5.2%	681	3.8%	2,546	6.5%
<b>5 to 9 years</b>	10,871	5.4%	699	3.9%	2,045	5.2%
<b>10 to 14 years</b>	12,131	6.0%	924	5.1%	2,358	6.0%
<b>15 to 17 years</b>	7,675	3.8%	646	3.6%	1,279	3.3%
<b>18 and 19 years</b>	4,351	2.2%	463	2.6%	956	2.4%
<b>20 years</b>	2,293	1.1%	258	1.4%	544	1.4%
<b>21 years</b>	2,255	1.1%	234	1.3%	624	1.6%
<b>22 to 24 years</b>	7,209	3.6%	732	4.0%	1,699	4.3%
<b>25 to 29 years</b>	12,135	6.0%	1,161	6.4%	3,149	8.0%
<b>30 to 34 years</b>	11,326	5.6%	1,163	6.4%	2,679	6.8%
<b>35 to 39 years</b>	10,766	5.3%	896	4.9%	2,269	5.8%
<b>40 to 44 years</b>	11,381	5.6%	1,292	7.1%	2,393	6.1%
<b>45 to 49 years</b>	11,874	5.9%	926	5.1%	1,938	4.9%
<b>50 to 54 years</b>	13,124	6.5%	1,257	6.9%	2,380	6.1%
<b>55 to 59 years</b>	13,782	6.8%	1,165	6.4%	2,397	6.1%
<b>60 and 61 years</b>	6,955	3.4%	595	3.3%	1,380	3.5%
<b>62 to 64 years</b>	8,928	4.4%	718	4.0%	1,789	4.6%
<b>65 and 66 years</b>	5,521	2.7%	452	2.5%	737	1.9%
<b>67 to 69 years</b>	8,222	4.1%	698	3.9%	1,281	3.3%
<b>70 to 74 years</b>	11,950	5.9%	1,243	6.9%	1,710	4.4%
<b>75 to 79 years</b>	7,884	3.9%	861	4.8%	1,168	3.0%
<b>80 to 84 years</b>	4,998	2.5%	517	2.9%	899	2.3%
<b>85 years and over</b>	5,535	2.7%	526	2.9%	984	2.5%

There were only 135 active members of the armed forces in the labor force in Trumbull County in 2022 and only 17 reported in the cities of Warren and Niles, according to Census estimates. The Census Bureau defines active military personnel as on active duty with the United States Army, Air Force, Navy, Marine Corps, or Coast Guard. Because the Census Bureau counts residents at their usual place of residence, those members of a household stationed elsewhere either stateside or overseas are not to be included on the census form. However, the definition of “military status” also includes veterans and the families of veterans. In Trumbull County, the rate of veterans per 100,000 people over the age of 18 was 8,861 in 2022 compared to 7, 026 in Ohio. Those rates were 7,791 and 8,221 in Warren and Niles respectively. In fact, the rate of veterans per 100,000 persons over the age of 18 in Trumbull County is

within the top 30 percent of counties nationwide. A total of 14,209 veterans were living in Trumbull County in 2022, which was 8.9% of the population 18 and over. There were 2,412 veterans living in Warren and 1,246 living in Niles, respectively, in 2022. Although we have not included a map of active military members by census tract throughout Trumbull County, we have included a map of veteran population throughout the county. Both active military and veterans are protected classes in the state of Ohio and should be regarded as such when dealing with housing-related issues.

Between the completion of the previous AI in 2019 and the 2024 AI, the population in Trumbull County declined slightly by 0.8%, while the population in Niles and Warren declined by 2.7% and 2.6%, respectively. The breakdown of race and ethnicity remained largely the same, although the percentage of the population identifying as White alone in 2017 declined slightly by 2022 across the county. Homeownership rates increased slightly in the county, by 1.2%, and increased by 3% and 3.8% in Niles and Warren, respectively. Table 4 shows a comparison between 2017 (2019 AI) and 2022 (2024 AI) demographics in Trumbull County, and Niles and Warren. A lag of about one year exists in the American Community Survey, and therefore the 2017 data was the latest release when the 2019 AI was completed, and 2022 data is the latest release for the 2024 AI.

**Table 4: Comparison of 2017 and 2022 Demographics in Trumbull County, and Niles and Warren**

Demographic	Trumbull County	Niles city	Warren city
Population in 2022	201,749	18,107	39,204
Population in 2017	203,341	18,613	40,244
Change in population, 2017-2022	-1,592	-506	-1,040
Percent change in population, 2017-2022	-0.8%	-2.7%	-2.6%
Homeownership rate in 2022	71.7%	57.3%	54.7%
Renters in 2022	28.3%	42.7%	45.3%
Homeownership rate in 2017	70.6%	54.3%	50.9%
Renters in 2017	29.4%	45.7%	49.1%
Change in homeownership rate, 2017-2022	1.2%	3.0%	3.8%
Change in renters, 2017-2022	-1.2%	-3.0%	-3.8%
White population in 2022	85.7%	88.9%	62.4%
Black or African American population in 2022	7.8%	3.9%	27.6%
American Indian or Alaskan Native population in 2022	0.1%	0.1%	0.1%
Asian population in 2022	0.6%	1.3%	0.7%
Native Hawaiian or other Pacific Islander population in 2022	0.1%	0.1%	0.0%
Other race population in 2022	0.1%	0.1%	0.3%
Two or more races in 2022	3.7%	3.7%	5.2%
Hispanic Population in 2022	2.0%	1.9%	3.7%
Foreign born population in 2022	1.3%	2.0%	1.3%
White population in 2017	87.4%	90.3%	66.2%

Demographic	Trumbull County	Niles city	Warren city
Black or African American population in 2017	8.2%	5.7%	27.1%
American Indian or Alaskan Native population in 2017	0.2%	0.0%	0.1%
Asian population in 2017	0.5%	0.1%	0.4%
Native Hawaiian or other Pacific Islander population in 2017	0.0%	0.0%	0.0%
Other race population in 2017	0.1%	0.0%	0.2%
Two or more races in 2017	2.0%	2.2%	3.4%
Hispanic Population in 2017	1.7%	1.6%	2.7%
Foreign born population in 2017	1.5%	0.9%	1.4%
Change in White population, 2017-2022	-1.7%	-1.4%	-3.8%
Change in Black or African American population, 2017-2022	-0.4%	-1.9%	0.6%
Change in American Indian or Alaskan Native population, 2017-2022	-0.1%	0.1%	0.0%
Change in Asian population, 2017-2022	0.1%	1.1%	0.4%
Change in Native Hawaiian or other Pacific Islander population, 2017-2022	0.1%	0.1%	0.0%
Change in Other race population, 2017-2022	0.0%	0.1%	0.1%
Change in Two or more races, 2017-2022	1.6%	1.5%	1.8%
Change in Hispanic Population, 2017-2022	0.3%	0.3%	1.0%
Change in Foreign born population, 2017-2022	-0.1%	1.2%	-0.1%

---

## RACE AND ETHNICITY, ORIGIN, AND ANCESTRY

Trumbull County is segregated along racial and ethnic lines. The population of Trumbull County was overwhelmingly White, with 85.7% of the population White alone/not Hispanic in 2022, compared to 77.2% statewide. Only 7.8% of the population in the county was Black or African American alone/not Hispanic in 2022, compared to 12.2% statewide. The county's three urban areas include Youngstown, OH; Newton Falls, OH; and Sharon-Hermitage, OH-PA; and accounted for 88.4% of the minority population in Trumbull County. The remainder of the county was 93.1% White alone/not Hispanic, with few areas of significant minority population. The population of Warren was mostly White alone/not Hispanic, at 62.4%, while 27.6% of the population was Black or African American alone/not Hispanic. The city of Niles was predominantly White alone/not Hispanic, at 88.9%, while only 3.9% of the population was Black or African American alone/not Hispanic. American Indians and Alaskan Natives, Asians, Native Hawaiians/Pacific Islanders, and those identifying with two or more races constituted only 4.5% of the population across Trumbull County. The Hispanic or Latino population of all races constituted only 2% of the total population.

Table 5 shows the breakdown of population by race and ethnicity in Trumbull County.

Table 5: Race and Ethnicity in Trumbull County and Warren and Niles in 2022

Type	Ohio	Trumbull County	Niles city	Warren city
<b>Population</b>	11,774,683	201,749	18,107	39,204
<b>White alone/not Hispanic-Latino</b>	9,094,774	172,878	16,103	24,466
%	77.2%	85.7%	88.9%	62.4%
<b>Black alone/not Hispanic-Latino</b>	1,431,238	15,670	702	10,839
%	12.2%	7.8%	3.9%	27.6%
<b>American Indian-Alaskan Native alone/not Hispanic-Latino</b>	9,032	150	18	38
%	0.1%	0.1%	0.1%	0.1%
<b>Asian alone/not Hispanic-Latino</b>	281,238	1,157	229	290
%	2.4%	0.6%	1.3%	0.7%
<b>Native Hawaiian-Pacific Islander alone/not Hispanic-Latino</b>	3,574	167	22	0
%	0.0%	0.1%	0.1%	0.0%
<b>Another race alone/not Hispanic-Latino</b>	37,838	253	18	115
%	0.3%	0.1%	0.1%	0.3%
<b>Two or more races/not Hispanic-Latino</b>	422,364	7,377	667	2,020
%	3.6%	3.7%	3.7%	5.2%
<b>Hispanic-Latino</b>	494,625	4,097	348	1,436
%	4.2%	2.0%	1.9%	3.7%

Only 1.3% of the population in Trumbull County was foreign-born in 2022, compared to 4.9% statewide. The foreign-born population rate was 1.3% in Warren and 2% in Niles in 2022. There were several areas of a sizeable foreign-born population in southeastern Trumbull County in 2022, including areas of Bazetta Township, Hartford Township and Kinsman, Howland Township and the east side of Warren, and parts of Niles and Hubbard Township.

In Trumbull County, 75.5% of the population reported either single or multiple ancestry in 2022, which was almost the same as the state rate of 75.1%. This rate was consistent among the cities of Warren and Niles at 73.1% and 75.3%, respectively. Most persons reporting ancestry reported single ancestry, although approximately one-third of respondents reported multiple ancestry. Among those persons reporting ancestry, the most frequently reported groups were American, German, Italian, Irish, English, Pennsylvania German, Polish, and Slovak. In Warren, the most common ancestries were American, Italian, Irish, and German, while in Niles, the most common ancestries were American, Italian, Irish, German, and English. Many persons also reported other groups or were unclassified or not reported.

Table 6 shows the total number of foreign-born persons, and those reporting ancestry in Trumbull County in 2022.

Table 6: Persons Reporting Single Ancestry in Trumbull County and Warren and Niles

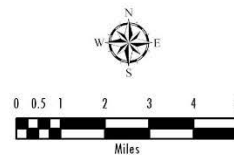
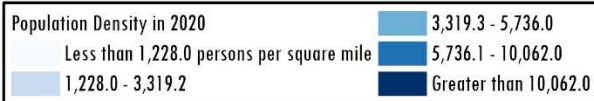
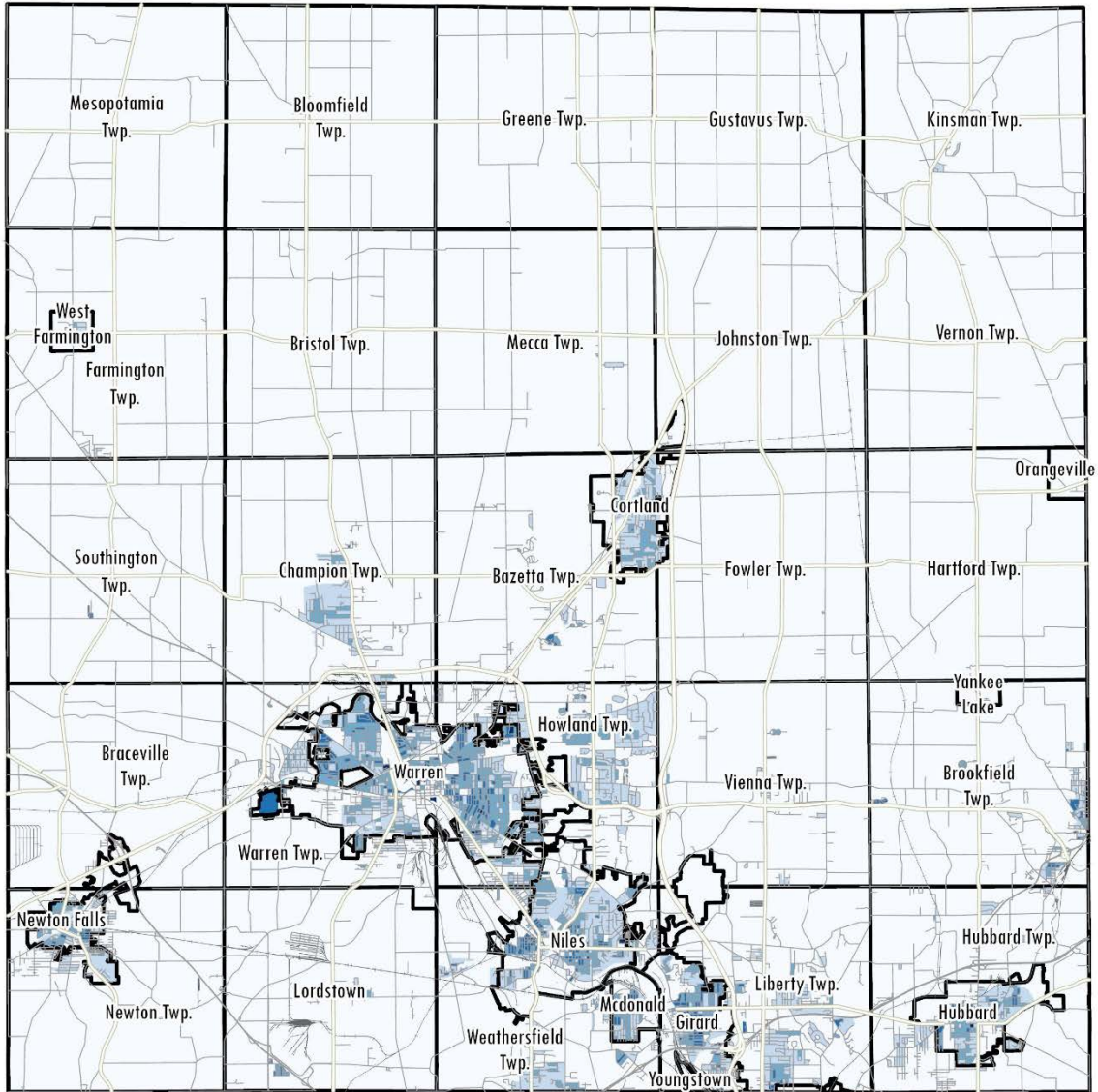
Ancestry	Trumbull County	Niles city	Warren city	Ancestry	Trumbull County	Niles city	Warren city
----------	-----------------	------------	-------------	----------	-----------------	------------	-------------



<b>Total reporting ancestry</b>	99,010	8,877	20,856		Canadian	125	0	0
<b>American</b>	40,101	3,457	7,554		Finnish	115	10	32
<b>German</b>	7,954	479	576		Czechoslovakian	108	4	33
<b>Italian</b>	7,903	1,454	1,016		Yugoslavian	105	0	61
<b>Irish</b>	4,628	739	922		French Canadian	99	0	19
<b>English</b>	4,405	361	394		Scandinavian	96	0	11
<b>Pennsylvania German</b>	3,755	0	17		Norwegian	82	16	11
<b>Polish</b>	1,775	81	235		Arab (Lebanese)	75	0	0
<b>Slovak</b>	1,717	132	166		Czech	66	0	0
<b>European</b>	996	110	85		Slavic	64	0	8
<b>Hungarian</b>	899	66	42		Iranian	53	0	53
<b>Greek</b>	698	12	326		Serbian	47	0	11
<b>Scotch-Irish</b>	565	106	100		Arab (Other Arab)	46	27	0
<b>Croatian</b>	550	85	0		Sub Saharan African (Other Sub Saharan African)	42	10	32
<b>Scottish</b>	520	157	147		Celtic	33	0	33
<b>Dutch</b>	450	60	27		Lithuanian	29	0	0
<b>Romanian</b>	386	63	20		Sub Saharan African (Nigerian)	29	0	29
<b>Welsh</b>	305	22	41		Austrian	28	0	0
<b>Eastern European</b>	286	28	7		Belgian	26	0	9
<b>Ukrainian</b>	274	29	33		Arab (Moroccan)	25	0	25
<b>Russian</b>	254	10	6		Albanian	23	0	0
<b>West Indian (except Hispanic groups) (Jamaican)</b>	249	0	249		Arab (Egyptian)	22	0	6
<b>Swedish</b>	216	6	32		Armenian	19	0	19
<b>Swiss</b>	192	0	0		Danish	17	17	0
<b>British</b>	180	19	0		Arab (Arab)	15	0	0
<b>Slovene</b>	150	8	13		Portuguese	11	0	0
<b>French (except Basque)</b>	140	0	12		Northern European	8	0	0
<b>Sub Saharan African (African)</b>	128	0	108		Turkish	7	0	0
<b>Arab (Palestinian)</b>	125	0	23		Other groups	17,794	1,309	8,313

The following pages contain maps showing demographic characteristics of the population in Trumbull County in 2022.

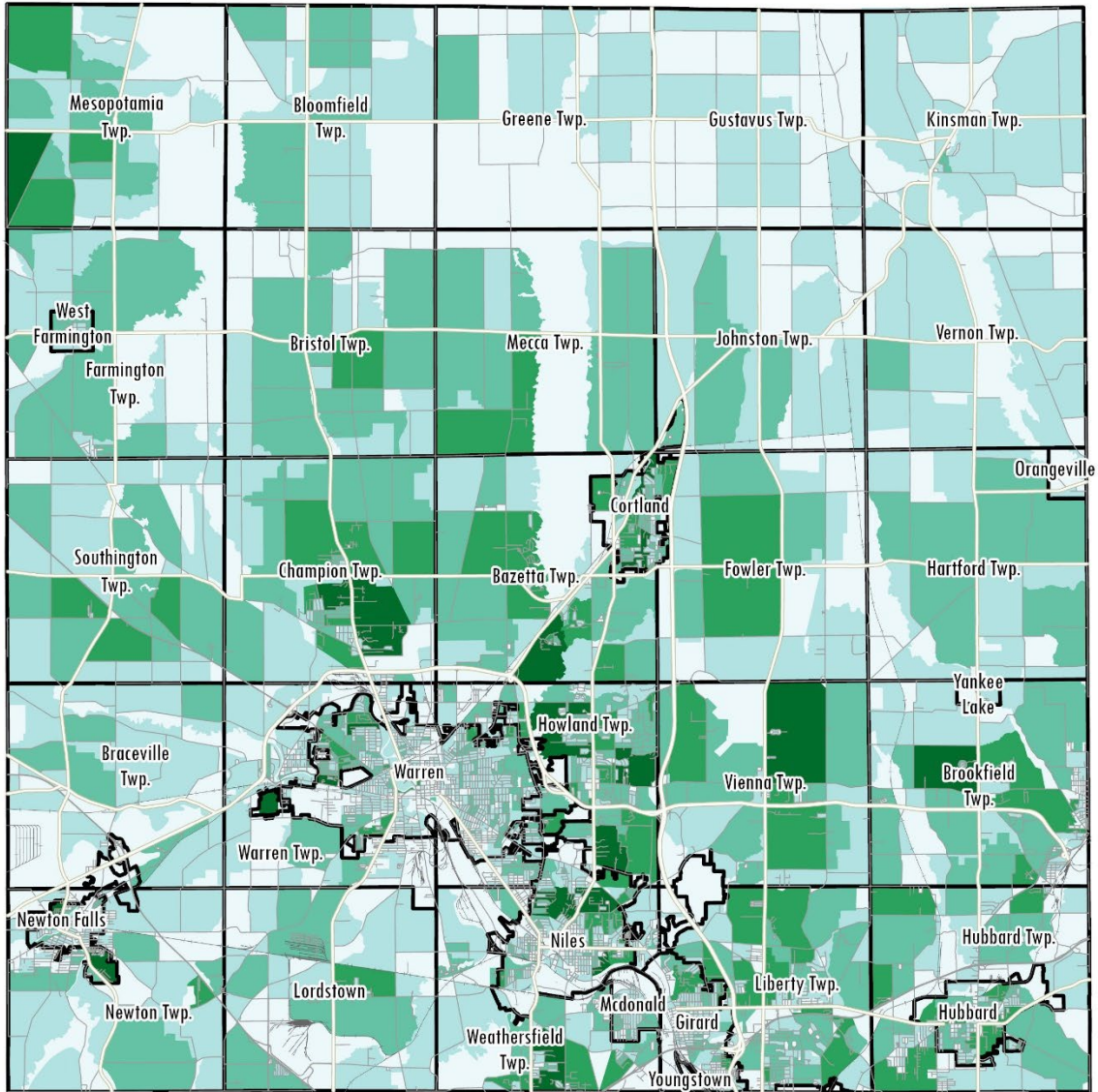
## Trumbull County Population Density by Block in 2020



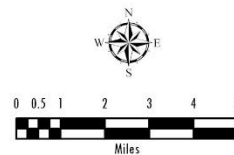
YOUNGSTOWN STATE UNIVERSITY  
**Center for Applied GIS**

Prepared by:  
Youngstown State University  
Center for Applied GIS  
Department of Humanities  
and Social Sciences  
Source: Trumbull County  
GIS files, US Census Bureau  
5/1/2024

## Trumbull County Total Population by Block in 2020



Total Population by Block	
0 - 30	84 - 182
31 - 83	183 - 390
	391 - 1,465

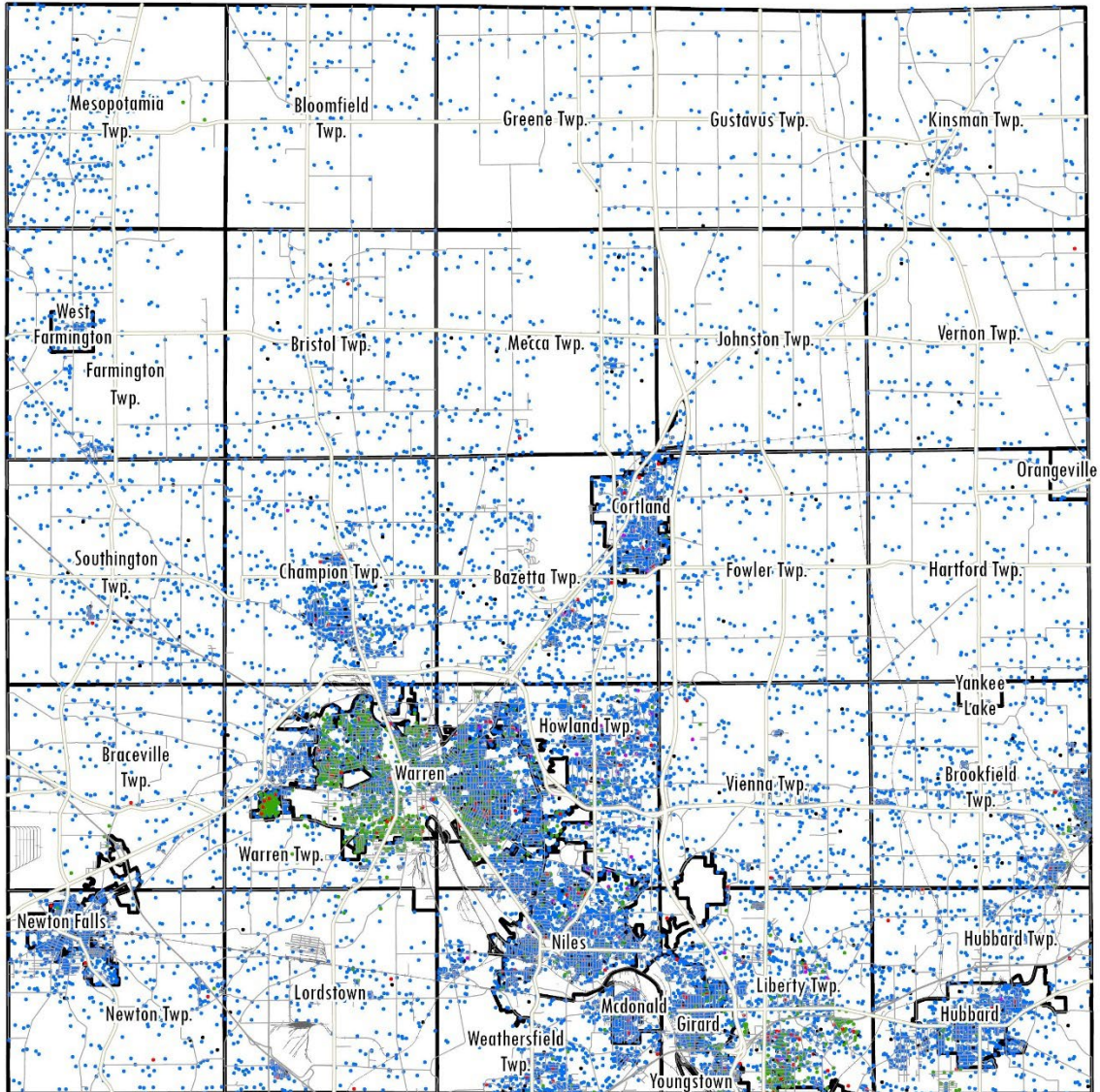


YOUNGSTOWN STATE UNIVERSITY  
**Center for Applied GIS**

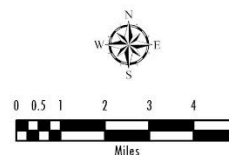
Prepared by:  
Youngstown State University  
Center for Applied GIS  
Department of Humanities  
and Social Sciences  
Source: Trumbull County  
GIS files, US Census Bureau  
5/1/2024



## Trumbull County Population Density by Race-Ethnicity in 2020



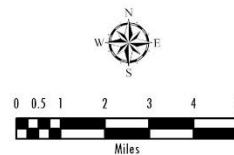
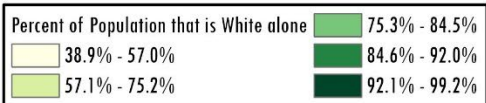
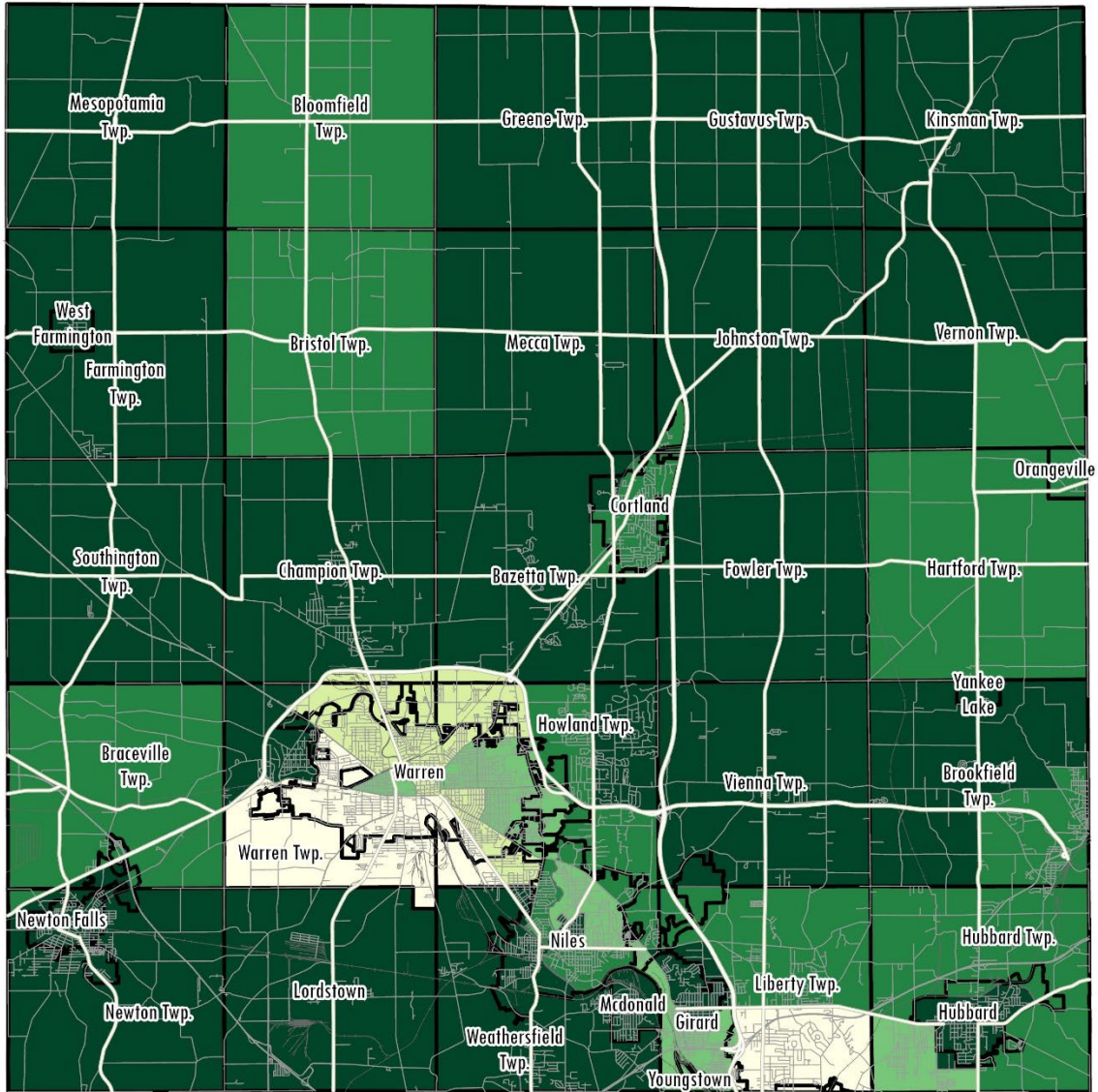
- |  |                     |
|--|---------------------|
| 1 Dot = 10 Persons                       | • Black alone       |
| • Hispanic or Latino                     | • Other race alone  |
| • Asian alone                            | • Two or more races |
| • American Indian-Alaskan Native alone   | • White alone       |
| • Native Hawaiian-Pacific Islander alone |                     |



YOUNGSTOWN STATE UNIVERSITY  
**Center for Applied GIS**

Prepared by:  
Youngstown State University  
Center for Applied GIS  
Department of Humanities  
and Social Sciences  
Source: Trumbull County  
GIS files, US Census Bureau  
5/1/2024

## Trumbull County White Population by Census Tract in 2022

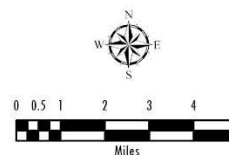
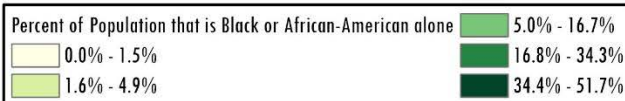
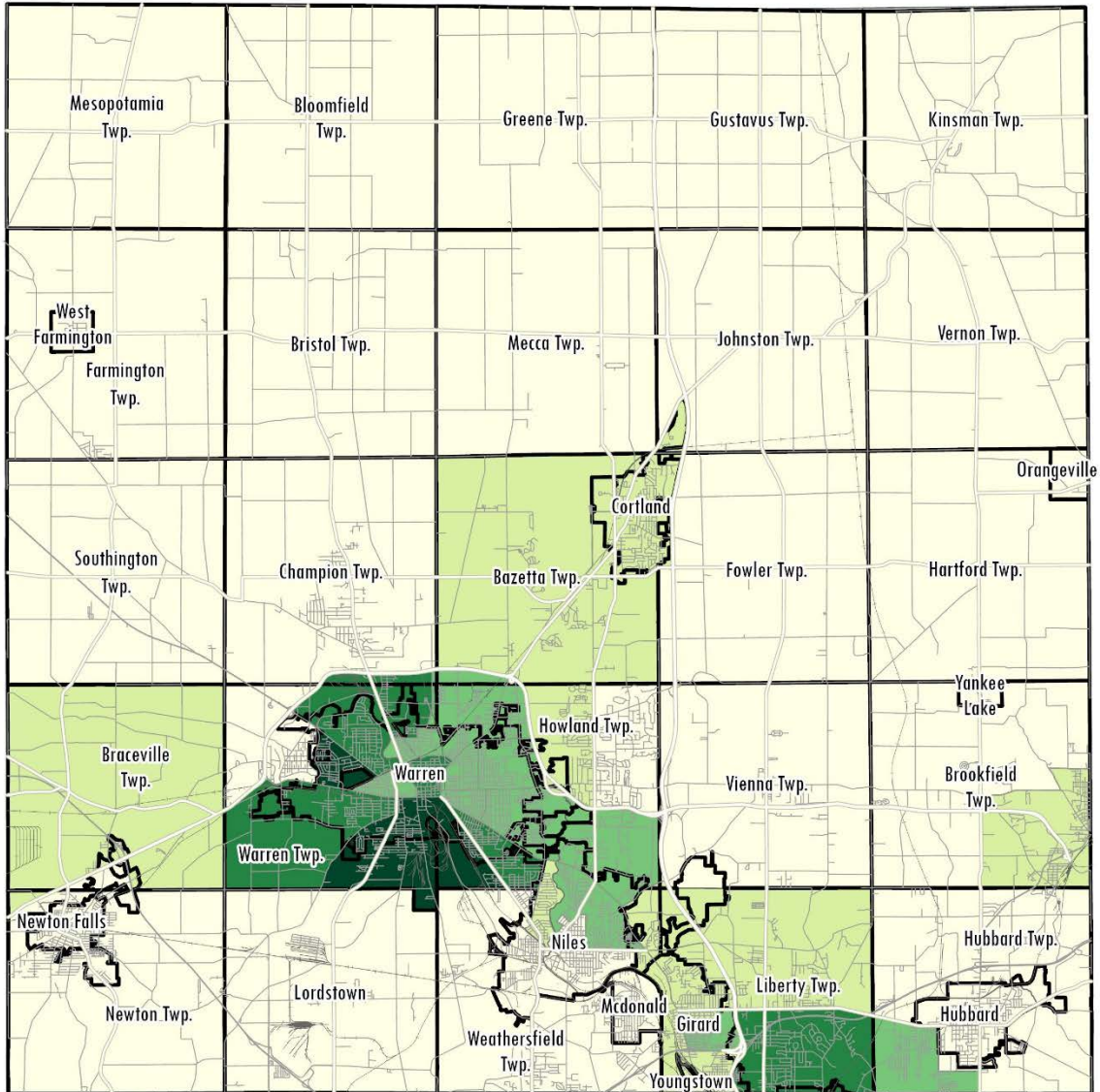


YOUNGSTOWN STATE UNIVERSITY  
**Center for Applied GIS**

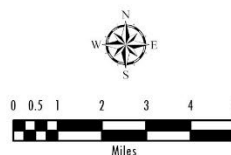
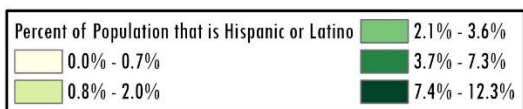
Prepared by:  
Youngstown State University  
Center for Applied GIS  
Department of Humanities  
and Social Sciences  
Source: Trumbull County  
GIS files, US Census Bureau  
5/1/2024



# Trumbull County Black or African-American Population by Census Tract in 2022



YOUNGSTOWN STATE UNIVERSITY  
**Center for Applied GIS**  
Prepared by:  
Youngstown State University  
Center for Applied GIS  
Department of Humanities  
and Social Sciences  
Source: Trumbull County  
GIS files, US Census Bureau  
5/1/2024

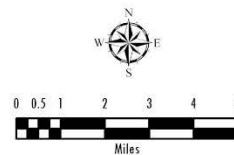
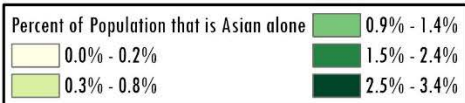
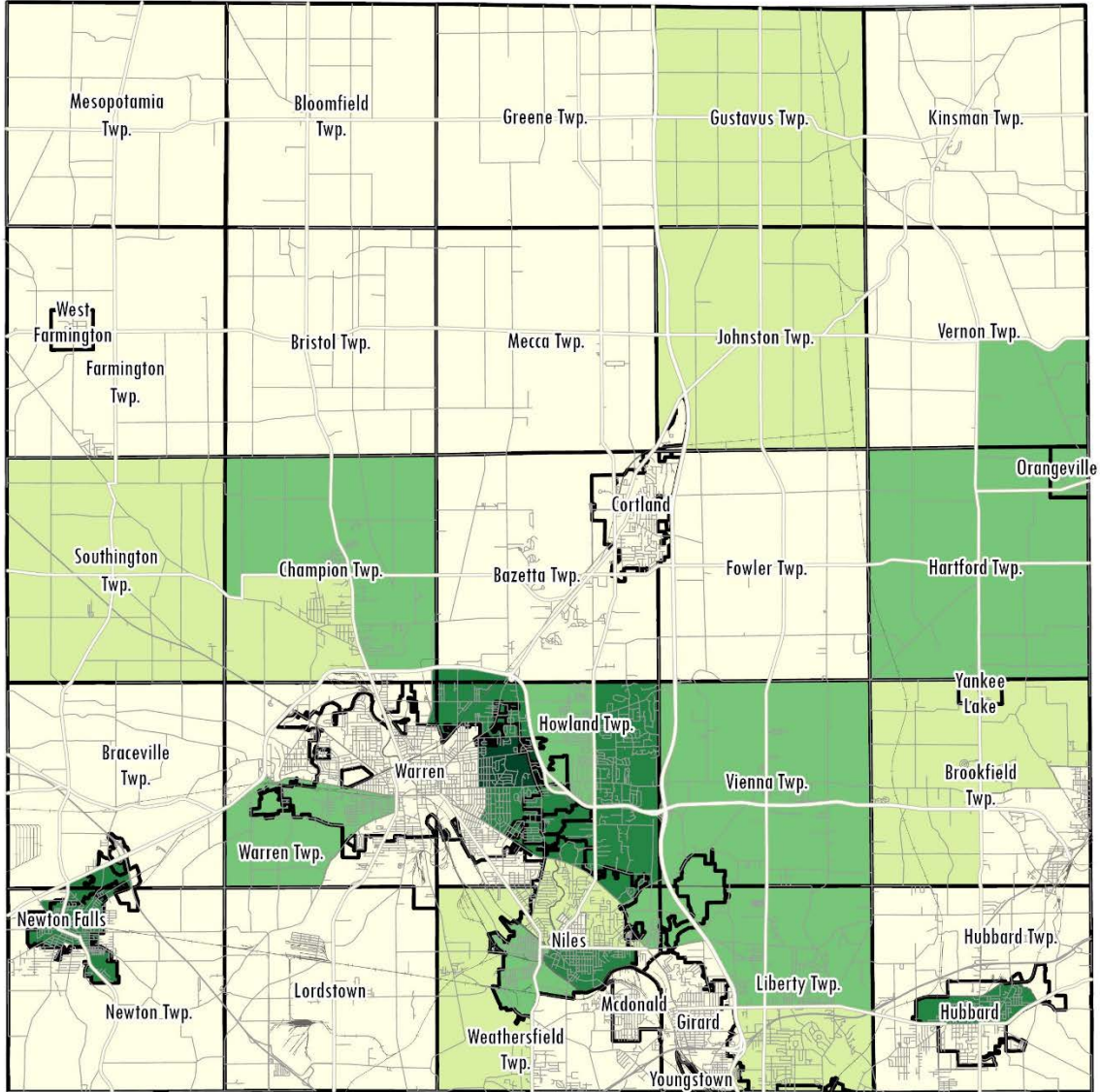


YOUNGSTOWN STATE UNIVERSITY  
Center for  
Applied GIS

Prepared by:  
Youngstown State University  
Center for Applied GIS  
Department of Humanities  
and Social Sciences  
Source: Trumbull County  
GIS files, US Census Bureau  
5/1/2024



## Trumbull County Asian Population by Census Tract in 2022

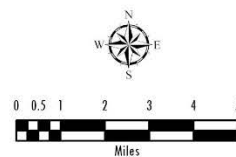

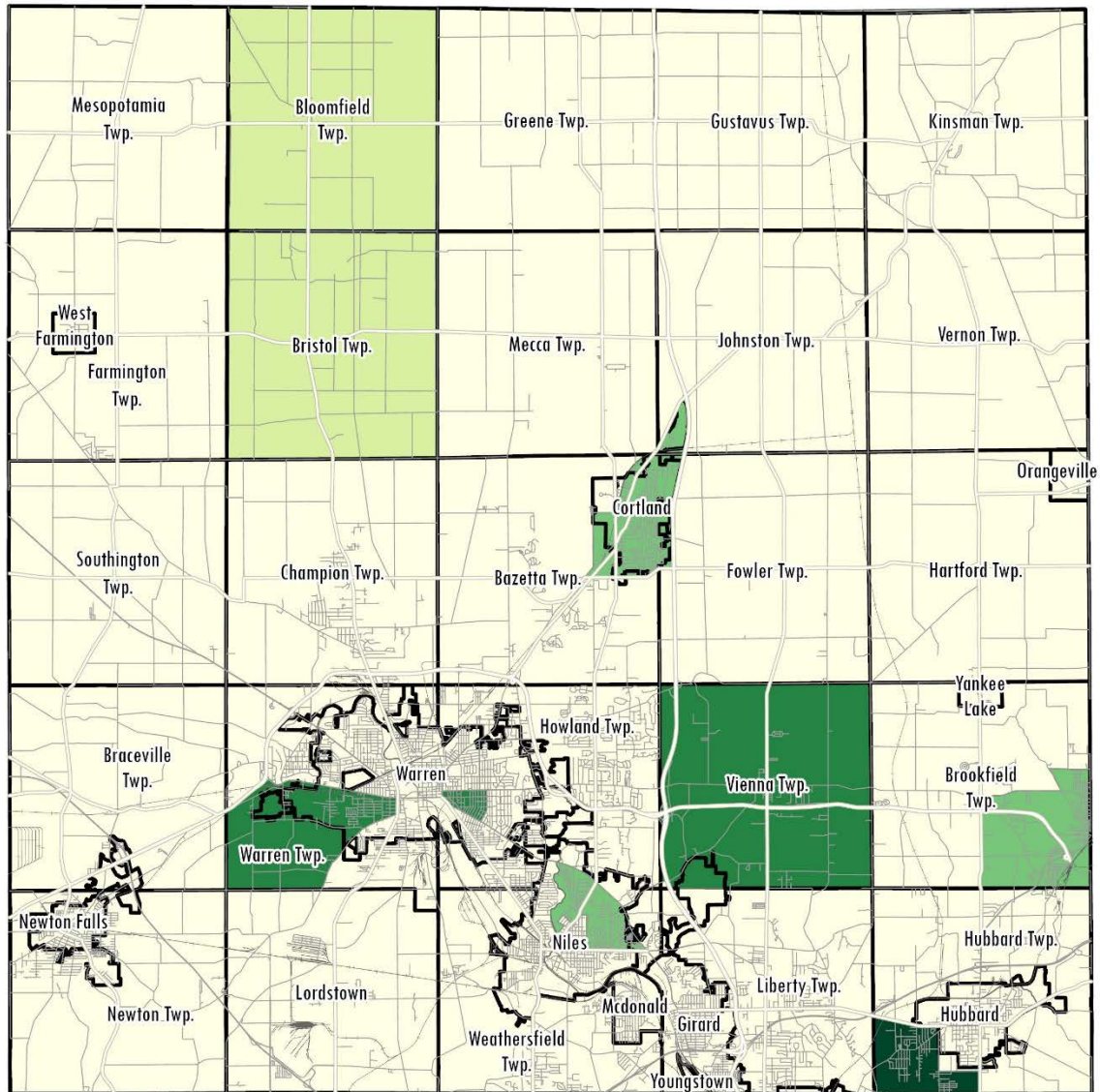


YOUNGSTOWN STATE UNIVERSITY  
**Center for Applied GIS**

Prepared by:  
Youngstown State University  
Center for Applied GIS  
Department of Humanities  
and Social Sciences  
Source: Trumbull County  
GIS files, US Census Bureau  
5/1/2024

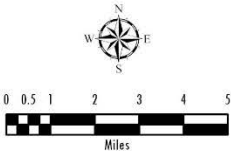
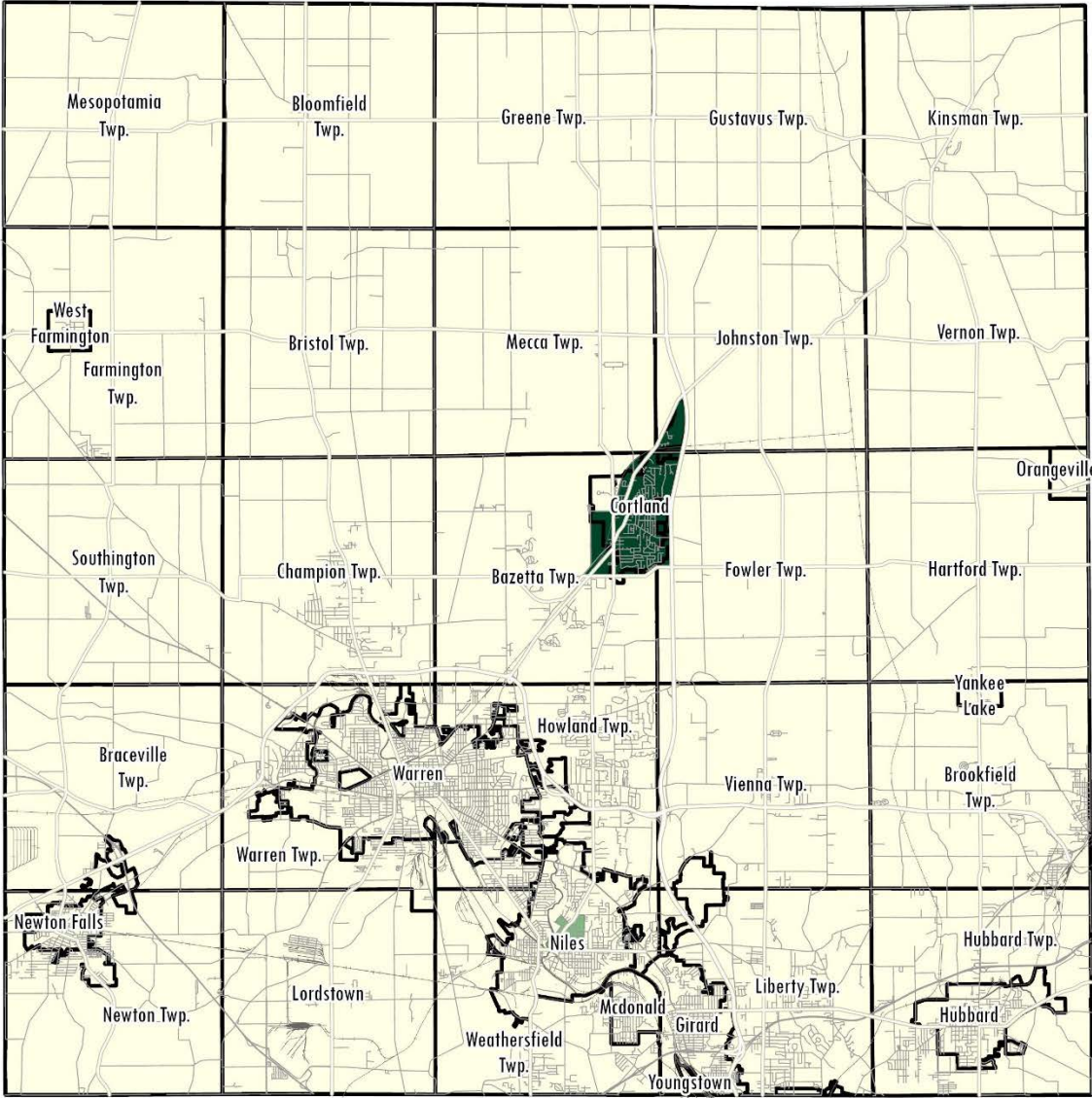


# Trumbull County American Indian-AK Native Population by Census Tract in 2022



YOUNGSTOWN STATE UNIVERSITY  
**Center for Applied GIS**  
Prepared by:  
Youngstown State University  
Center for Applied GIS  
Department of Humanities  
and Social Sciences  
Source: Trumbull County  
GIS files, US Census Bureau  
5/1/2024

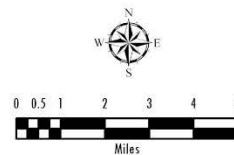
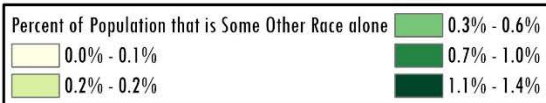
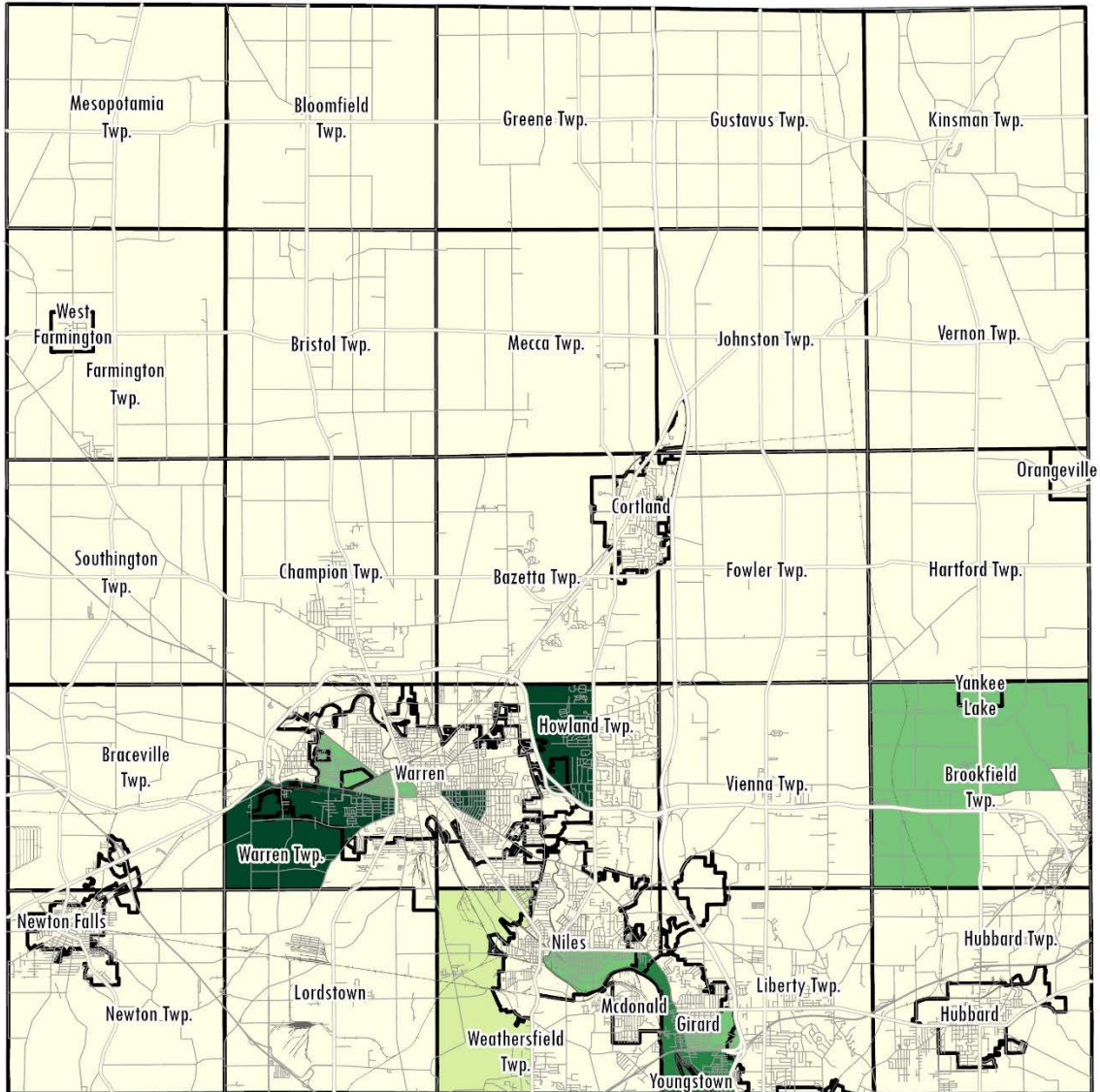
# Trumbull County Native Hawaiian-Pacific Islander Population by Census Tract in 2022



YOUNGSTOWN STATE UNIVERSITY  
**Center for Applied GIS**  
Prepared by:  
Youngstown State University  
Center for Applied GIS  
Department of Humanities  
and Social Sciences  
Source: Trumbull County  
GIS files, US Census Bureau  
5/1/2024



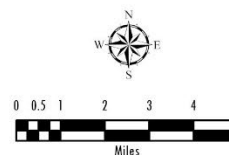
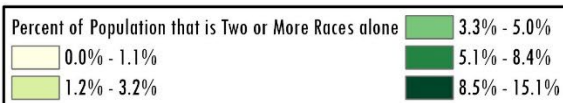
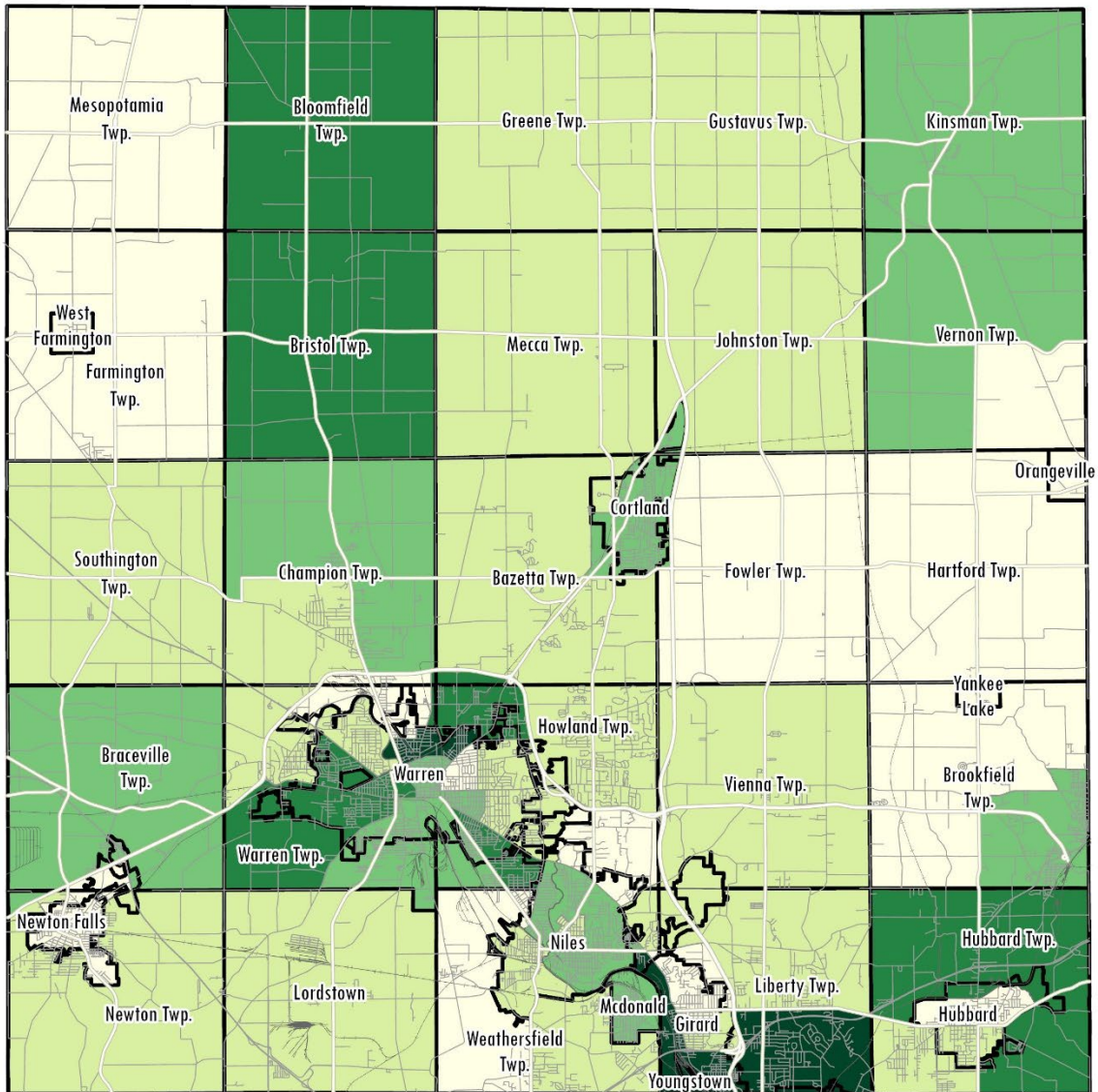
## Trumbull County Population of Some Other Race by Census Tract in 2022



YOUNGSTOWN STATE UNIVERSITY  
**Center for Applied GIS**

Prepared by:  
Youngstown State University  
Center for Applied GIS  
Department of Humanities  
and Social Sciences  
Source: Trumbull County  
GIS files, US Census Bureau  
5/1/2024

## Trumbull County Population of Two or More Races by Census Tract in 2022

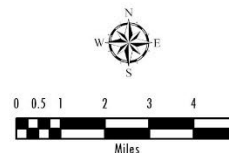
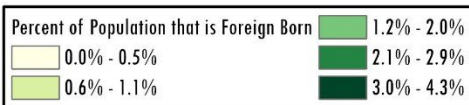
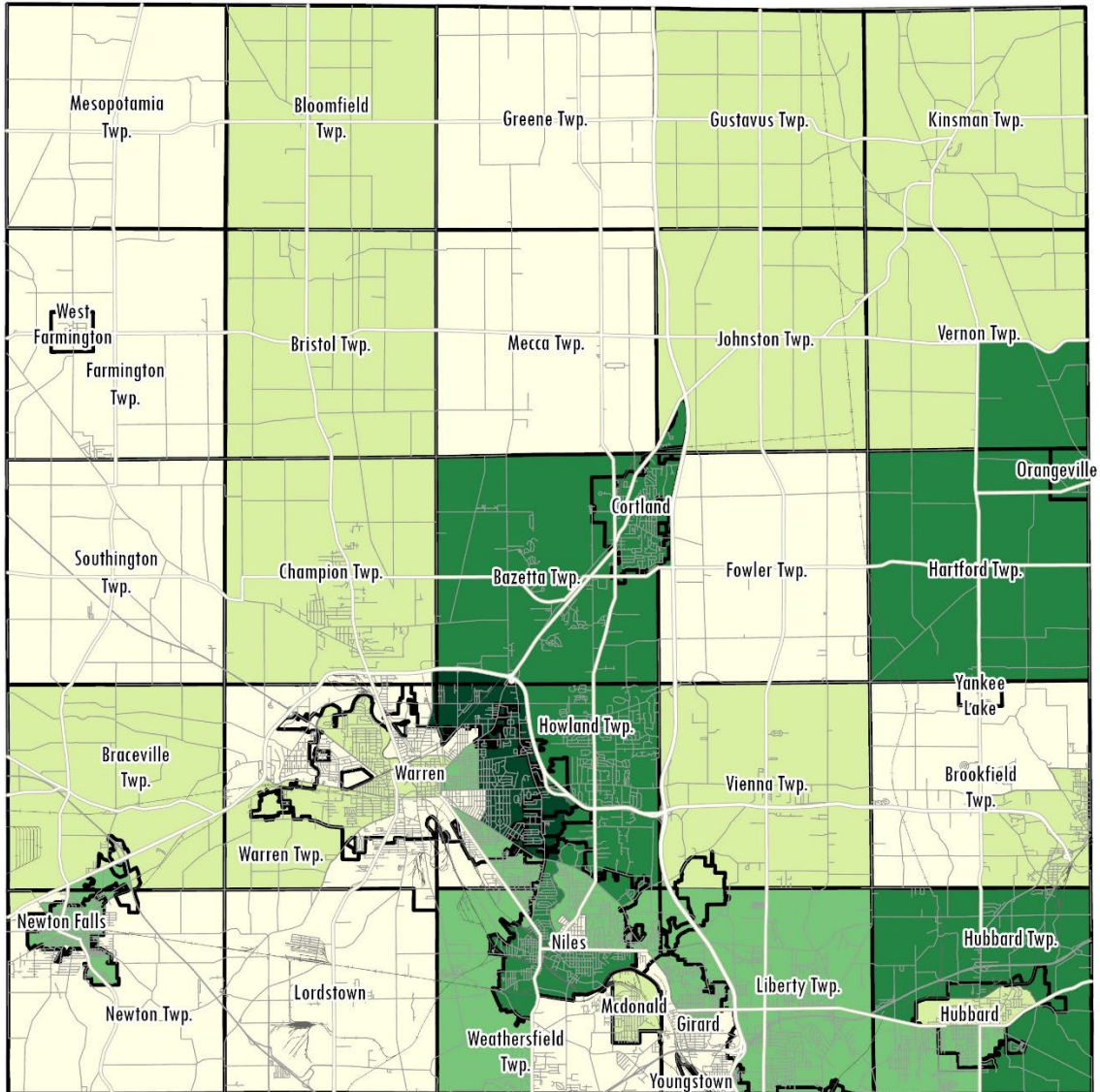


YOUNGSTOWN STATE UNIVERSITY  
**Center for Applied GIS**

Prepared by:  
Youngstown State University  
Center for Applied GIS  
Department of Humanities  
and Social Sciences  
Source: Trumbull County  
GIS files, US Census Bureau  
5/1/2024



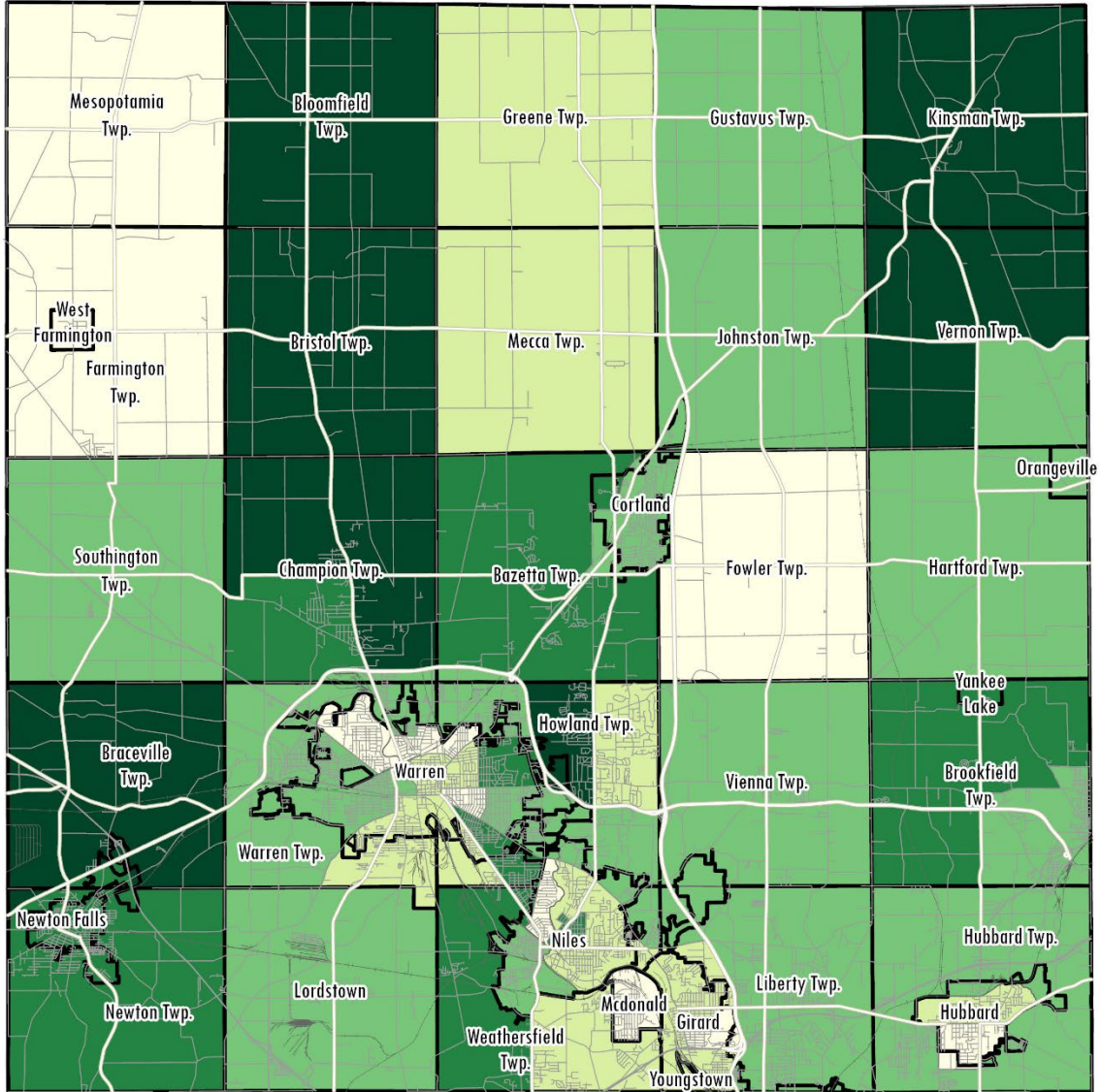
# Trumbull County Foreign Born Population by Census Tract in 2022



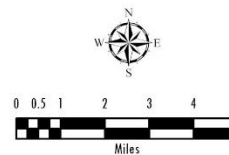
YOUNGSTOWN STATE UNIVERSITY  
**Center for Applied GIS**

Prepared by:  
Youngstown State University  
Center for Applied GIS  
Department of Humanities  
and Social Sciences  
Source: Trumbull County  
GIS files, US Census Bureau  
5/1/2024

# Trumbull County Veteran Population Rate by Census Tract in 2022



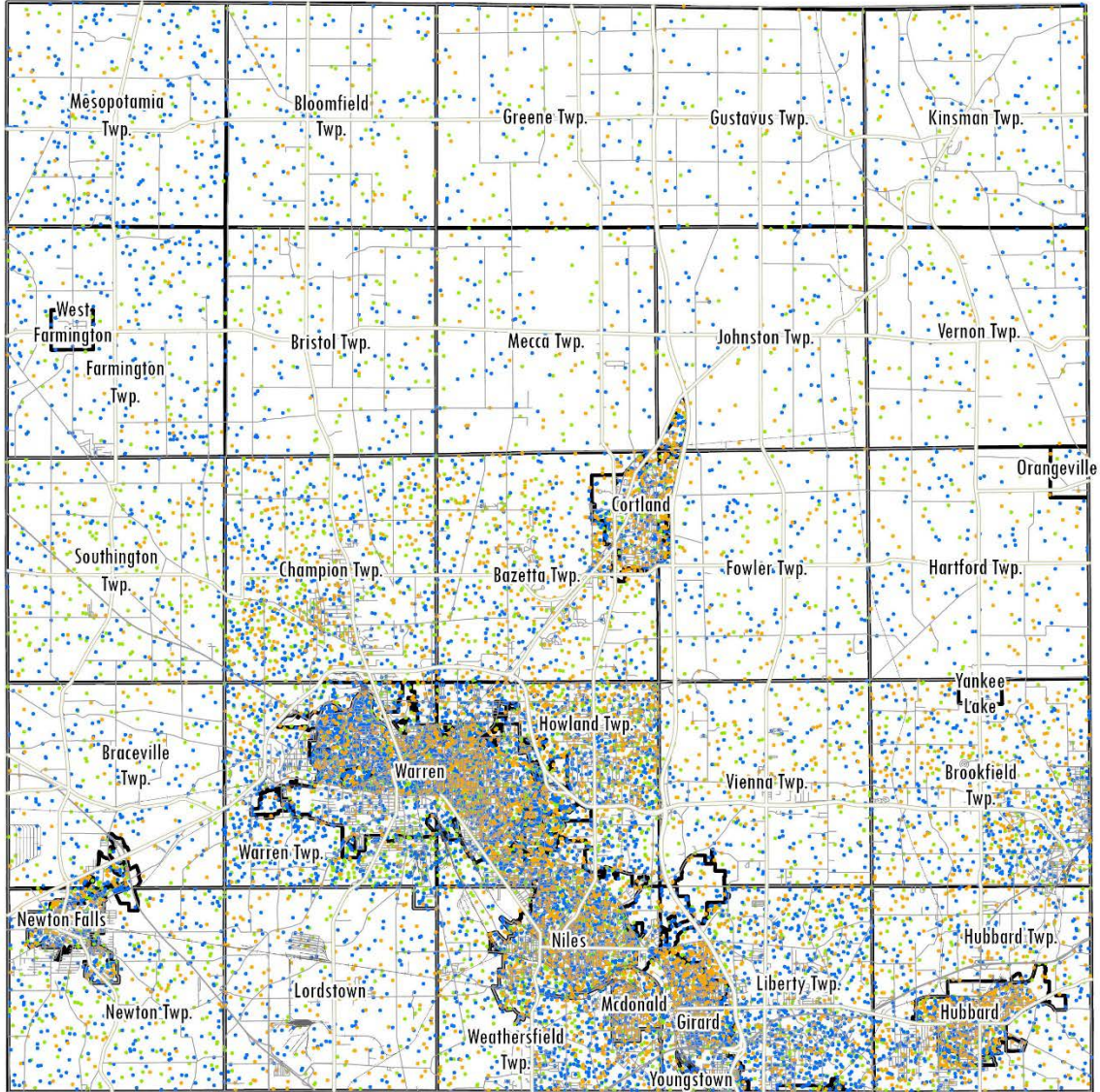
Veteran Population Rate per 100,000 Persons over 18	
3,265.9 - 5,772.6	7,890.2 - 10,005.0
5,772.7 - 7,890.1	10,005.1 - 12,087.1
	12,087.2 - 17,023.9



YOUNGSTOWN STATE UNIVERSITY  
**Center for Applied GIS**  
Prepared by:  
Youngstown State University  
Center for Applied GIS  
Department of Humanities  
and Social Sciences  
Source: Trumbull County  
GIS files, US Census Bureau  
5/1/2024

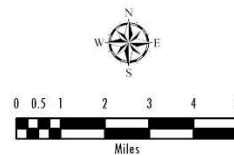


# Trumbull County Persons Reporting Ancestry by Census Tract in 2022



Ancestry  
1 Dot = 10 Persons

- Reporting Single Ancestry
- Reporting Multiple Ancestry
- Reporting No Ancestry



YOUNGSTOWN STATE UNIVERSITY  
**Center for Applied GIS**  
Prepared by:  
Youngstown State University  
Center for Applied GIS  
Department of Humanities  
and Social Sciences  
Source: Trumbull County  
GIS files, US Census Bureau  
5/1/2024

## FAMILY CHARACTERISTICS

There was a total of 20,698 families with related children under the age of 18 living in Trumbull County in 2022. Of those families, 32.3% had a female householder with no husband present. In Warren, 57.6% of families with related children under the age of 18 had female householders with no husband present, while in Niles the rate of female householders with related children under the age of 18 and no husband present was 30.7%. In Niles, the rate of male householders having related children under the age of 18 with no wife present was 16.7%, while in Warren the rate was 11.5%, and countywide the rate was 11.1%. Only 27.7% of the families with children under 18 in Ohio had a female householder with no husband present, compared to 57.6% in Warren in 2022.

Table 7 shows characteristics of families in Trumbull County in 2022.

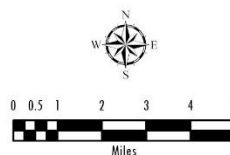

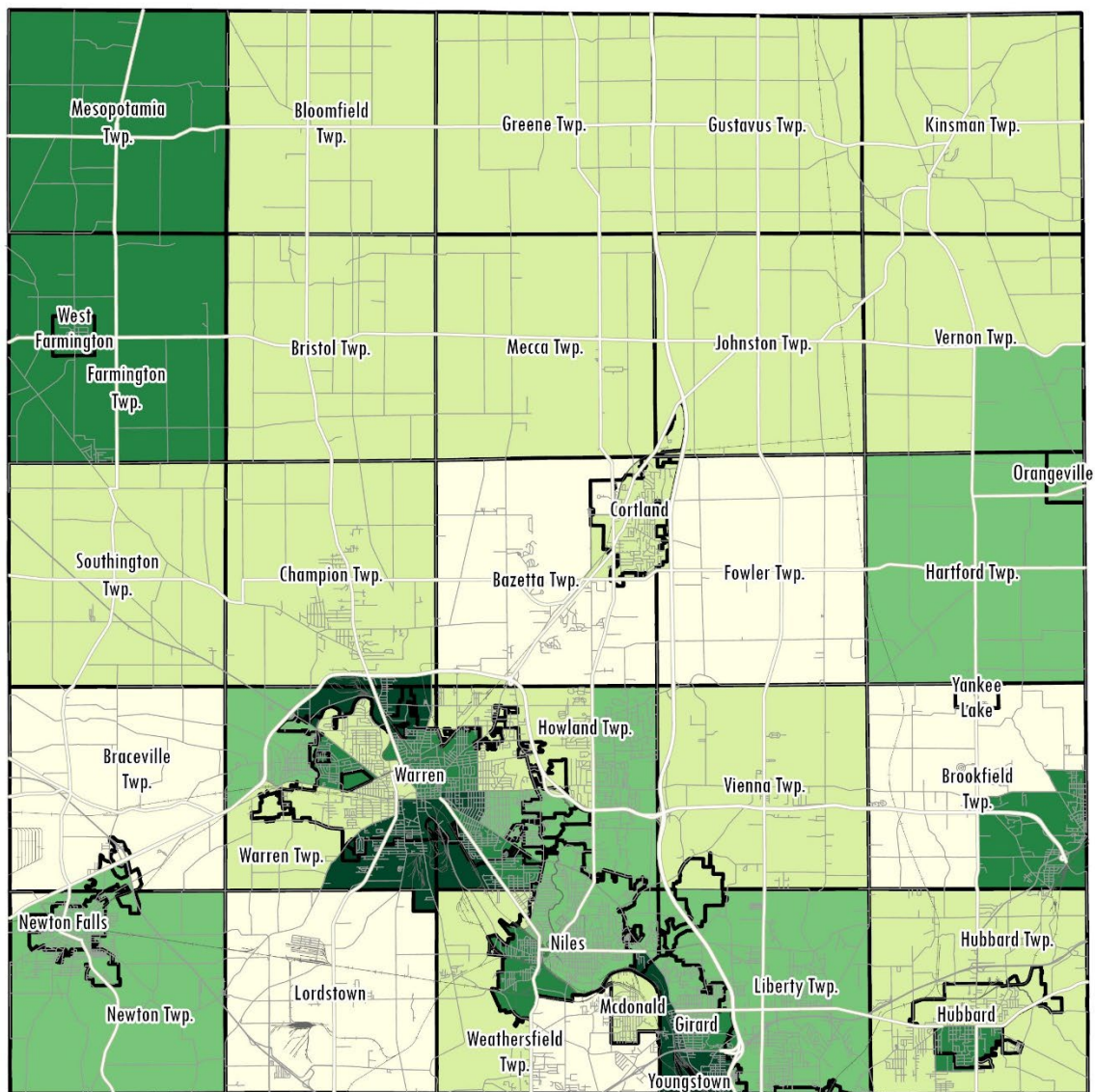
**Table 7: Family Characteristics in Ohio, Trumbull County, and Warren and Niles**

	Ohio	Trumbull County	Niles city	Warren city
<b>Families</b>	2,961,404	52,027	4,267	8,799
<b>Married couple family with children under 18</b>	839,422	11,716	929	1,260
<b>%</b>	28.3%	22.5%	21.8%	14.3%
<b>Other family with children under 18</b>	504,496	8,982	839	2,822
<b>Total families with children under 18</b>	1,343,918	20,698	1,768	4,082
<b>%</b>	45.4%	39.8%	41.4%	46.4%
<b>Male householder with children under 18 and no wife present</b>	132,506	2,296	296	470
<b>%s</b>	9.9%	11.1%	16.7%	11.5%
<b>Female householder with children under 18 and no husband present</b>	371,990	6,686	543	2,352
<b>%</b>	27.7%	32.3%	30.7%	57.6%

The following page contains a map showing family characteristics in Trumbull County in 2022.

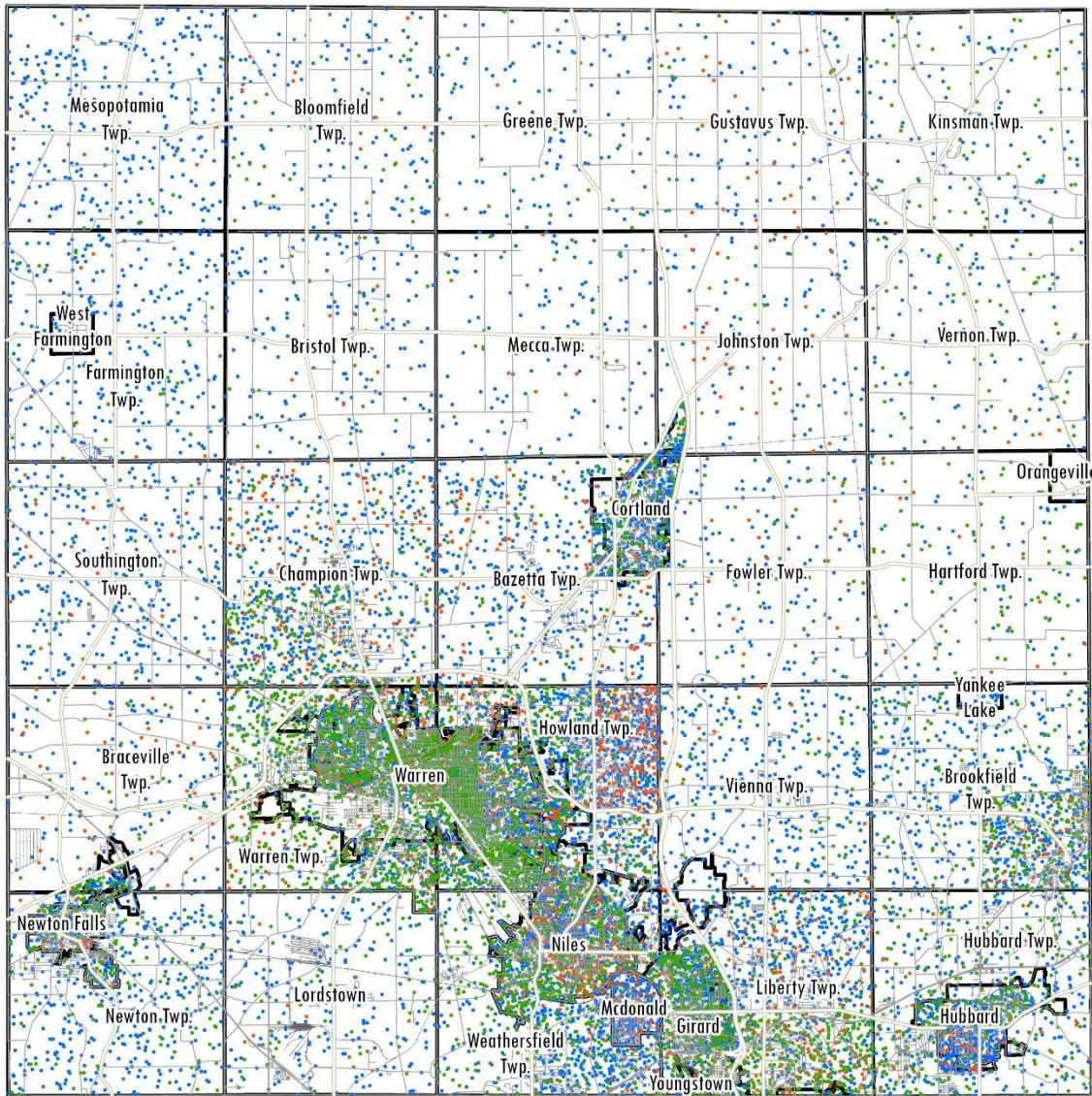


# Trumbull County Families with Related Children Under 18 by Census Tract in 2022

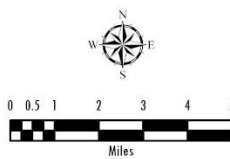


YOUNGSTOWN STATE UNIVERSITY  
**Center for Applied GIS**  
 Prepared by:  
 Youngstown State University  
 Center for Applied GIS  
 Department of Humanities  
 and Social Sciences  
 Source: Trumbull County  
 GIS files, US Census Bureau  
 5/1/2024

# Trumbull County: Family Households with Related Children Under 18 by Census Tract in 2022



- 1 Dot = 1 Families
- Female householder, children under 18 present
  - Male householder, children under 18 present
  - Married couple household, children under 18 present



YOUNGSTOWN STATE UNIVERSITY  
**Center for Applied GIS**  
 Prepared by:  
 Youngstown State University  
 Center for Applied GIS  
 Department of Humanities  
 and Social Sciences  
 Source: Trumbull County  
 GIS files, US Census Bureau  
 5/1/2024



---

## ECONOMIC CHARACTERISTICS

Poverty continued to be concentrated in the census tracts in Warren in 2022. The 35% poverty rate in the Warren was much higher than that of the county (17.1%) or Niles (13.3%). Trumbull County and Warren both had poverty rates higher than the state average of 13.3%. Trumbull County's poverty rate was driven in large part by Warren, although townships in the northwest part of the county, as well as southern Liberty Township, had poverty rates higher than 20.9%. The poverty rate in the balance of Trumbull County outside Warren city was 13%. Warren city accounted for 38% of the persons living below the poverty level in Trumbull County in 2022, but only 18.6% of the population for whom poverty status had been determined.

The median household income in Trumbull County in 2022 was \$53,537, \$33,296 in the city of Warren, and \$48,860 in the city of Niles. The city of Warren had the lowest median household income of any jurisdiction in the county in 2022. Several census tracts or neighborhoods in city of Warren and Warren Township had the lowest median household income, as well as the highest rates of poverty, in Trumbull County in 2022. For context, the median household income in Ohio in 2022 was \$66,990. The median household income in Warren therefore was less than half of that of the state.

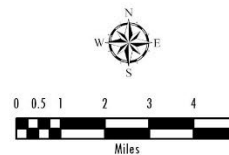
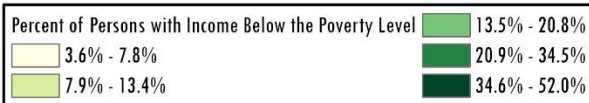
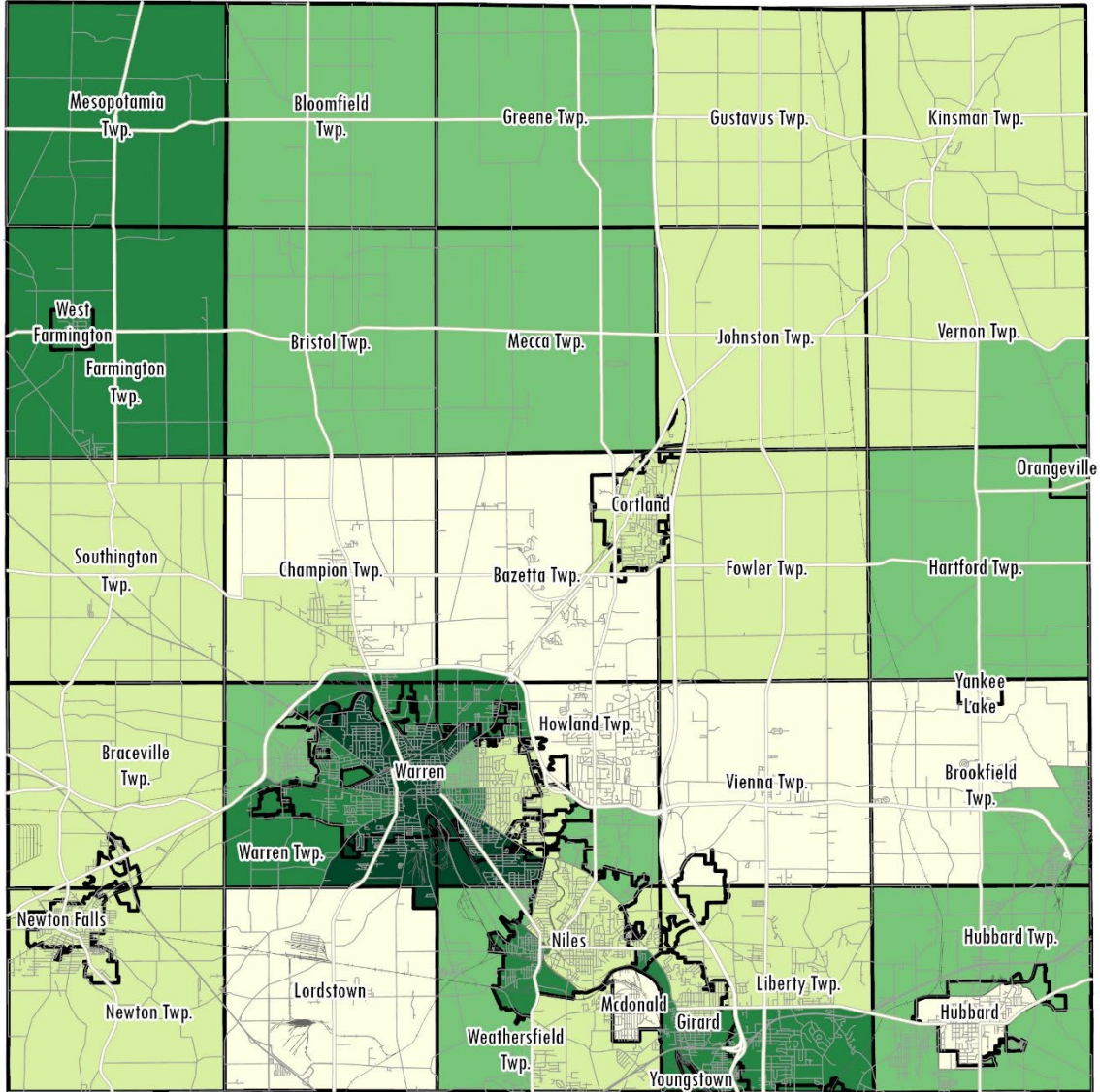
Table 8 shows economic characteristics in Trumbull County in 2022.

**Table 8: Economic Conditions in Ohio, Trumbull County, and Warren and Niles**

Geography	Ohio	Trumbull County	Niles city	Warren city	County outside Warren
Median household income	\$66,990	\$53,537	\$48,860	\$33,296	
Persons for whom poverty status has been determined	11,472,644	197,890	17,853	36,774	161,116
Persons with income below the poverty level	1,526,507	33,912	2,375	12,888	21,024
Poverty rate	13.3%	17.1%	13.3%	35.0%	13.0%

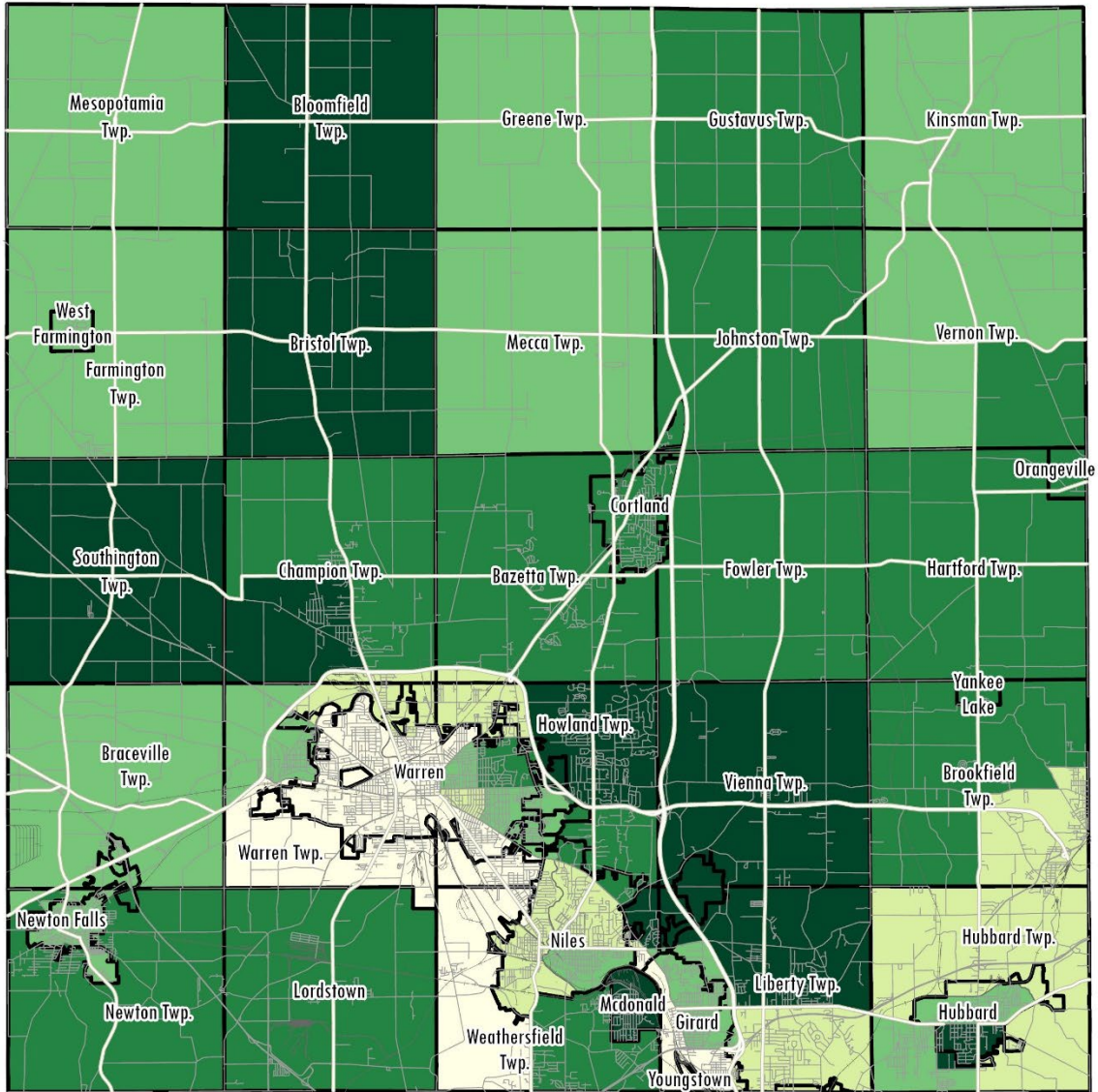
The following pages contain maps showing economic characteristics of the population of Trumbull County in 2022.

## Trumbull County: Persons with Income Below the Poverty Level by Census Tract in 2022

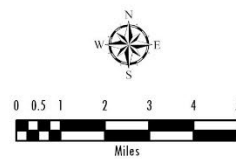


YOUNGSTOWN STATE UNIVERSITY  
**Center for Applied GIS**  
 Prepared by:  
 Youngstown State University  
 Center for Applied GIS  
 Department of Humanities  
 and Social Sciences  
 Source: Trumbull County  
 GIS files, US Census Bureau  
 5/1/2024

## Trumbull County Median Household Income by Census Tract in 2022



Median Household Income	
	\$19,403.00 - \$36,429.00
	\$36,429.01 - \$47,857.00
	\$47,857.01 - \$57,031.00
	\$57,031.01 - \$67,216.00
	\$67,216.01 - \$98,333.00



YOUNGSTOWN STATE UNIVERSITY  
**Center for Applied GIS**  
 Prepared by:  
 Youngstown State University  
 Center for Applied GIS  
 Department of Humanities  
 and Social Sciences  
 Source: Trumbull County  
 GIS files, US Census Bureau  
 5/1/2024

---

## HOUSING CHARACTERISTICS

There were 85,042 occupied housing units in Trumbull County in 2022, only 28.3% of which were rentals. In the cities of Warren and Niles, 45.3% and 42.7% of the occupied housing units were rentals, respectively. Outside of Warren and Niles, 21.5% of the occupied housing units were rentals. Therefore, the concentration of rental properties in Trumbull County's urban areas limits opportunity to provide safe and affordable rental housing in outlying areas of Trumbull County that have historically been predominately white and more affluent.

In addition, the housing stock throughout Trumbull County, and particularly in Warren, is aging. The median year an owner-occupied residential structure was built in Warren was 1946 in 2024, while countywide the median year of construction was 1956. The median year of construction for dwellings in Niles was 1948. Trumbull County's rural areas also have an aging housing stock. Braceville, Brookfield, Gustavus, Hubbard, Kinsman, Warren, and Weathersfield Townships all have housing stock whose median year built is prior to 1960. Other urban communities, such as Girard, Hubbard city, and McDonald, have similarly aged housing stock. The age of the housing stock throughout the county continues to create lead hazard issues as well as issues with retrofitting older homes to make them accessible to those dealing with physical as well as mental and sensory disabilities. In Trumbull County, most of the population living with a disability lives in areas having the oldest housing stock.

The median value of owner-occupied housing units in Trumbull County was \$121,400 in 2022, compared to 183,300 statewide. The housing stock in the Warren was valued at a median value of \$74,300 while the median value of the housing stock in Niles was \$98,500. The median contract rent in Trumbull County was \$602 in 2022 compared to \$760 statewide, while median rent in Warren and Niles was \$577 and \$690, respectively. Over 32% of the rental units in the city of Warren had a contract rent under \$500 per month, while countywide that rate was 25.3%. The city of Niles had the most expensive rental housing out of the three entities, with only 13.3% of the rentals having their contract rent under \$500 per month. The cities of Warren and Niles both have rental registry programs. Niles' rental registry in particular captures most of the city's rental units.

Housing vacancy is common throughout Trumbull County but is most prevalent in urban areas such as Warren. The vacancy rate of Trumbull County is slightly higher than the statewide average of 8.8%. The vacancy rate in Warren is 13% while in Niles it is 11%. Despite the plethora of housing stock throughout the county, much of it is in poor condition and in many cases an immediate hazard to the health of current and potential tenants, as well as homeowners.

A total of 72,558 residential structures were in Trumbull County in 2024. Only 3.3% were owned by out-of-state or out-of-country owners, while 96.7% were owned by Ohio residents. In Warren, the rate of out-of-state or out-of-country ownership increased to 7.1%, while 92.9% of residential structures were owned by Ohio residents. In Niles, the percentage of residential structures owned by out-of-state, or out-of-country residents was 3.1%, while 96.9% were owned by Ohio residents.

Table 9 shows housing characteristics in Trumbull County in 2022.



Table 9: Housing Characteristics in Ohio, Trumbull County, and Warren and Niles

	Ohio	Trumbull County	Niles city	Warren city
Housing units	5,251,209	94,575	9,444	19,293
Occupied housing units	4,789,408	85,042	8,405	16,778
%	91.2%	89.9%	89.0%	87.0%
Vacant housing units	461,801	9,533	1,039	2,515
Vacancy rate of units	8.8%	10.1%	11.0%	13.0%
Owner-occupied units	3,200,314	61,012	4,819	9,180
Homeownership rate	66.8%	71.7%	57.3%	54.7%
Renter-occupied units	1,589,094	24,030	3,586	7,598
Rental rate	33.2%	28.3%	42.7%	45.3%
Cash rent under 500	255,859	6,088	476	2,471
%	16.1%	25.3%	13.3%	32.5%
Median contract rent	\$760	\$602	\$690	\$577
Median value owner-occupied housing	\$183,300	\$121,400	\$98,500	\$74,300

Table 10 shows the number of dwellings and year built in each municipality in Trumbull County in 2024.

Table 10: Number of Dwellings and Year Built in Trumbull County

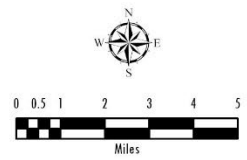
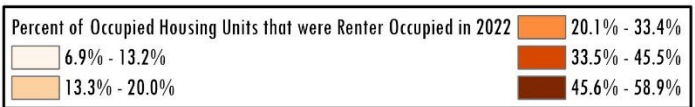
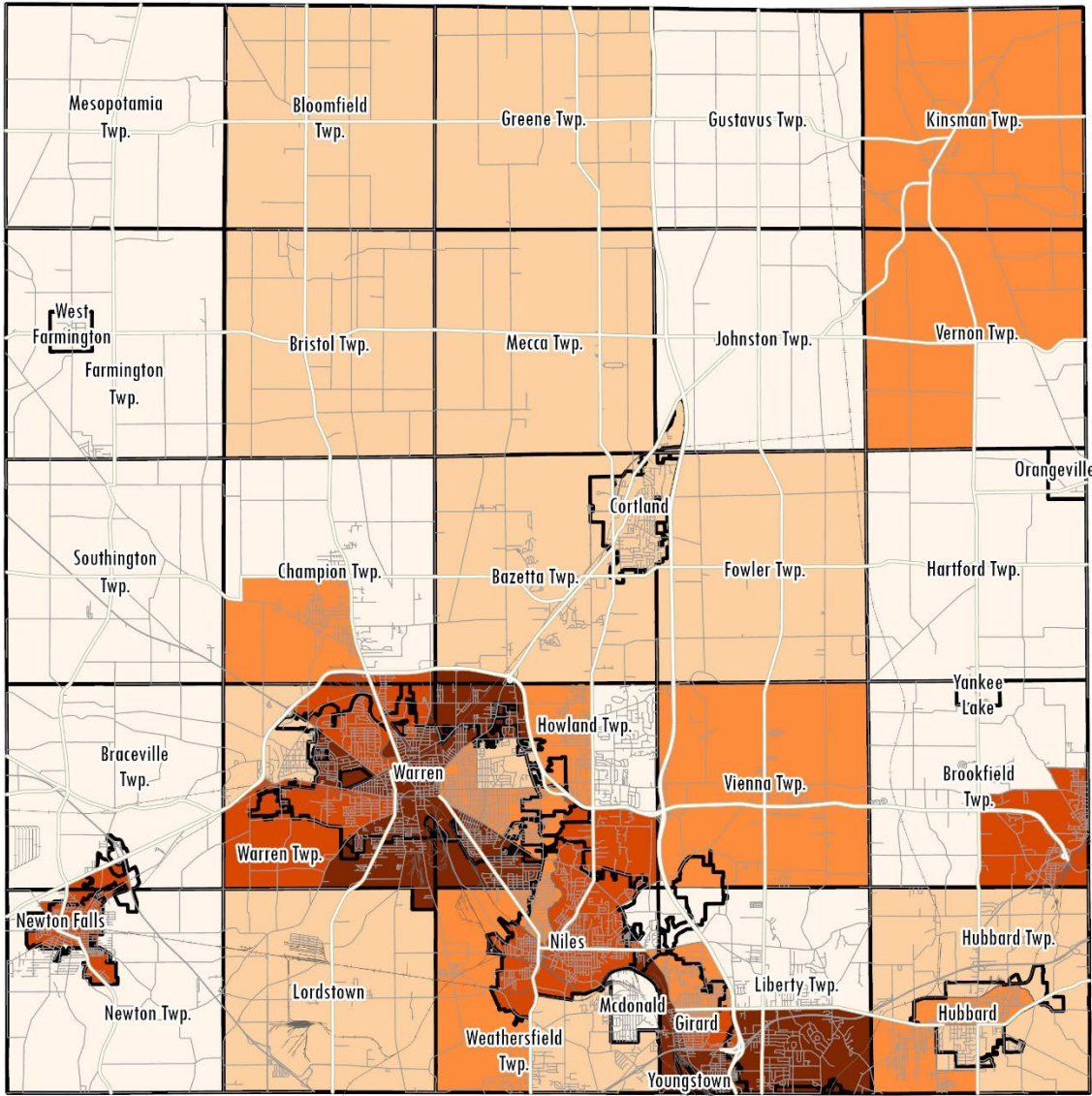
Place	Dwellings	Average Year Built	Median Year Built
BAZETTA	2,381	1973	1976
BLOOMFIELD	408	1953	1960
BRACEVILLE	1,056	1959	1958
BRISTOL	1,069	1952	1968
BROOKFIELD	3,156	1949	1951
CHAMPION	3,699	1964	1960
CORTLAND CITY	2,392	1974	1979
FARMINGTON	732	1972	1980
FOWLER	986	1959	1971
GIRARD CITY	3,613	1942	1949
GREENE	358	1951	1960
GUSTAVUS	326	1941	1956
HARTFORD	811	1954	1965
HOWLAND	6,823	1968	1966
HUBBARD	2,250	1953	1952
HUBBARD CITY	2,877	1953	1958
JOHNSTON	693	1961	1973
KINSMAN	709	1939	1946
LIBERTY	4,387	1962	1960
LORDSTOWN VILLAGE	1,139	1968	1974
MCDONALD VILLAGE	1,282	1956	1959

Place	Dwellings	Average Year Built	Median Year Built
MECCA	963	1964	1971
MESOPOTAMIA	693	1967	1982
NEWTON	1,542	1959	1965
NEWTON FALLS VILLAGE	1,540	1946	1941
NILES CITY	6,572	1943	1948
ORANGEVILLE VILLAGE	77	1920	1910
SOUTHINGTON	1,349	1960	1966
VERNON	530	1951	1968
VIENNA	1,414	1960	1961
WARREN	2,027	1948	1950
WARREN CITY	13,941	1940	1946
WEATHERSFIELD	2,781	1958	1959
WEST FARMINGTON VILLAGE	173	1923	1910
YANKEE LAKE VILLAGE	37	1960	1962
YOUNGSTOWN CITY	2	1941	1941
Countywide	74,788	1954	1956

The following pages contain maps showing housing characteristics in Trumbull County in 2022 and 2024.

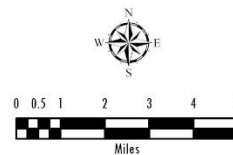
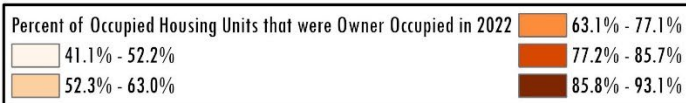
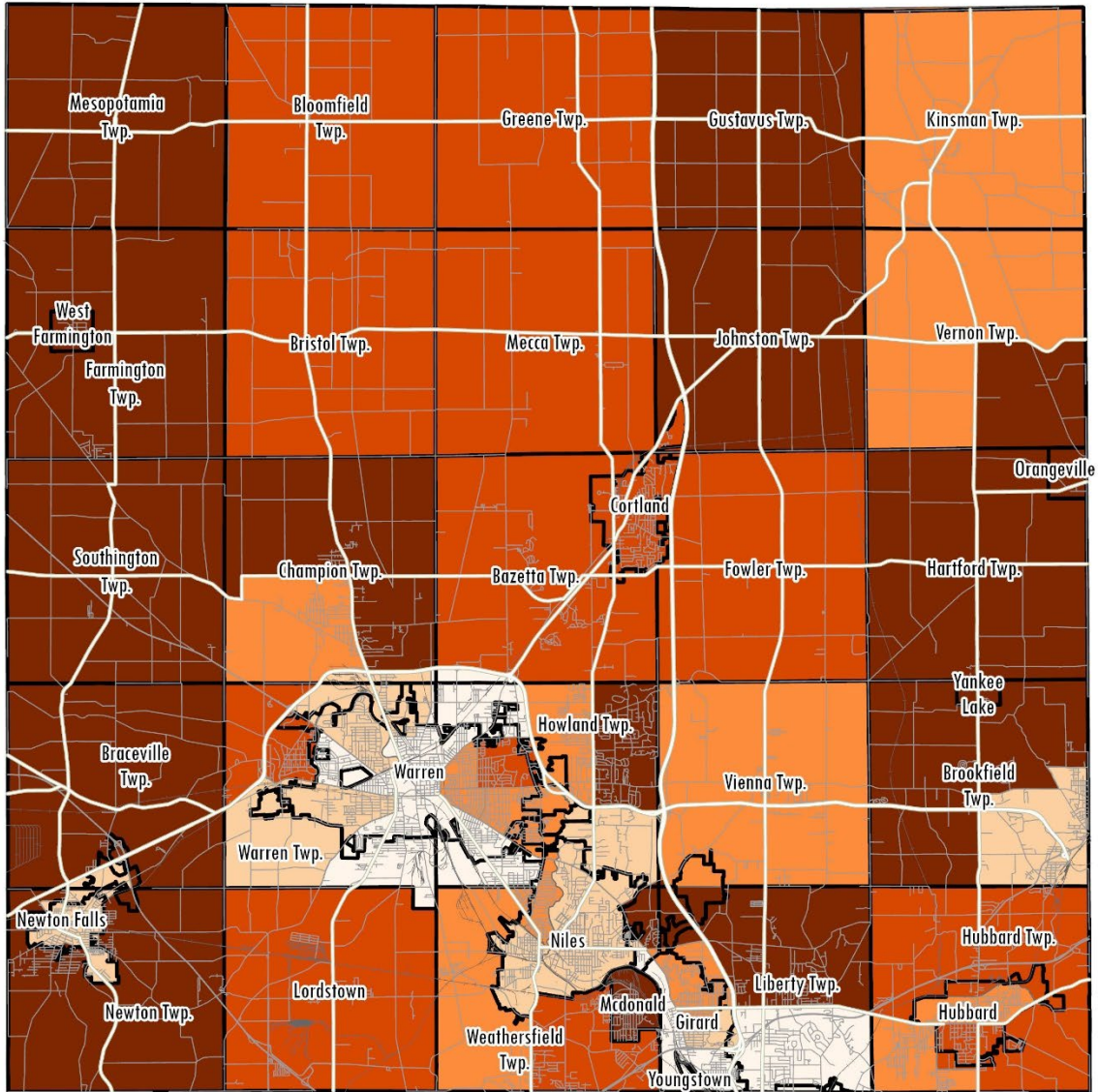


# Trumbull County Rental Properties by Census Tract in 2022



YOUNGSTOWN STATE UNIVERSITY  
**Center for Applied GIS**  
Prepared by:  
Youngstown State University  
Center for Applied GIS  
Department of Humanities  
and Social Sciences  
Source: Trumbull County  
GIS files, US Census Bureau  
5/1/2024

## Trumbull County Homeownership Rate by Census Tract in 2022

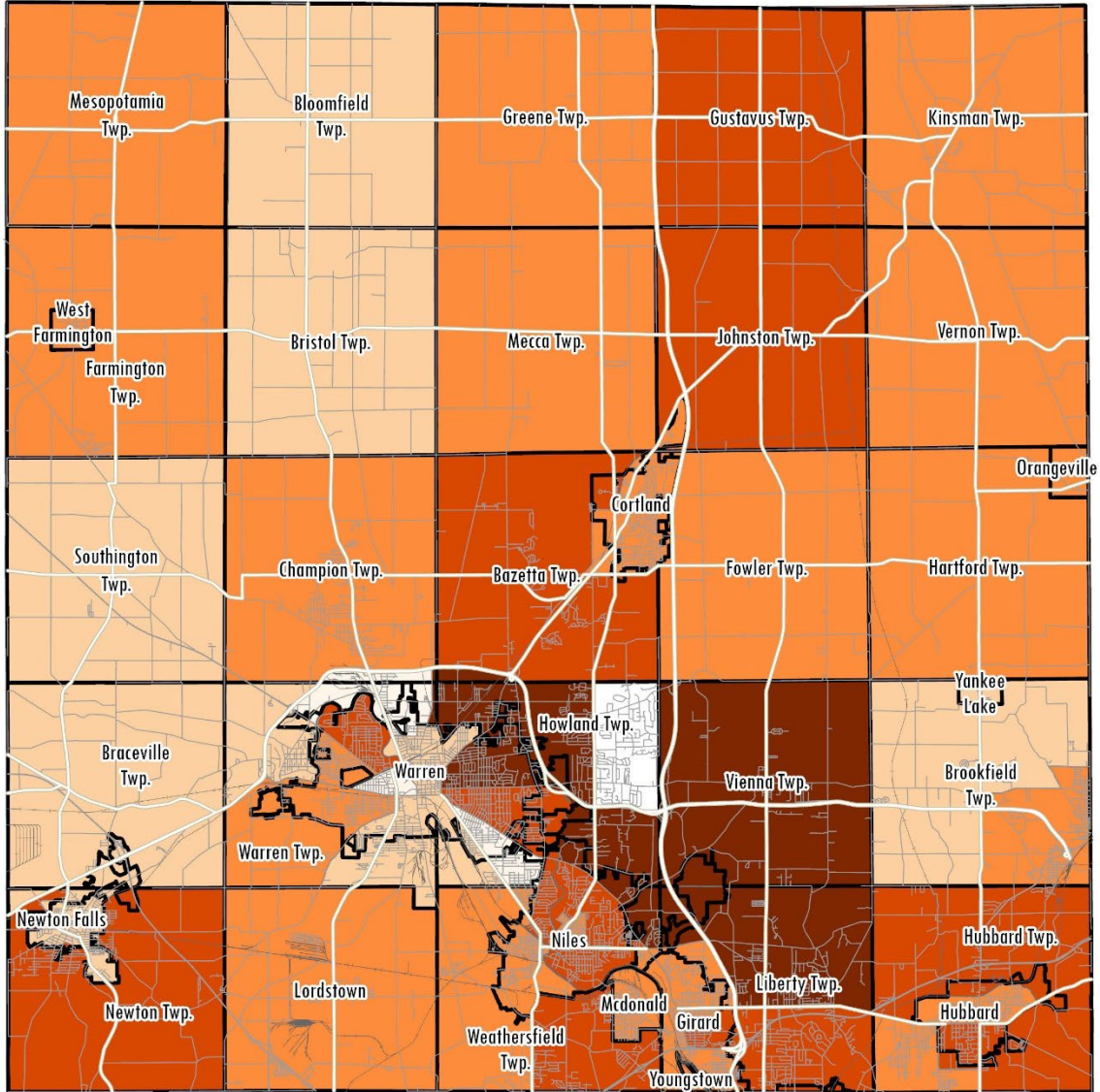


YOUNGSTOWN STATE UNIVERSITY  
**Center for Applied GIS**

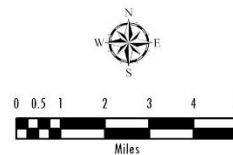
Prepared by:  
Youngstown State University  
Center for Applied GIS  
Department of Humanities  
and Social Sciences  
Source: Trumbull County  
GIS files, US Census Bureau  
5/1/2024



## Trumbull County Median Contract Rent by Census Tract in 2022



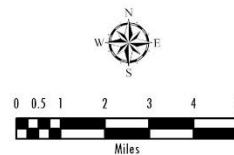
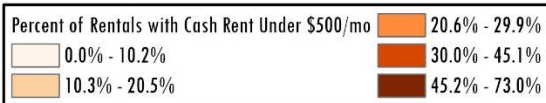
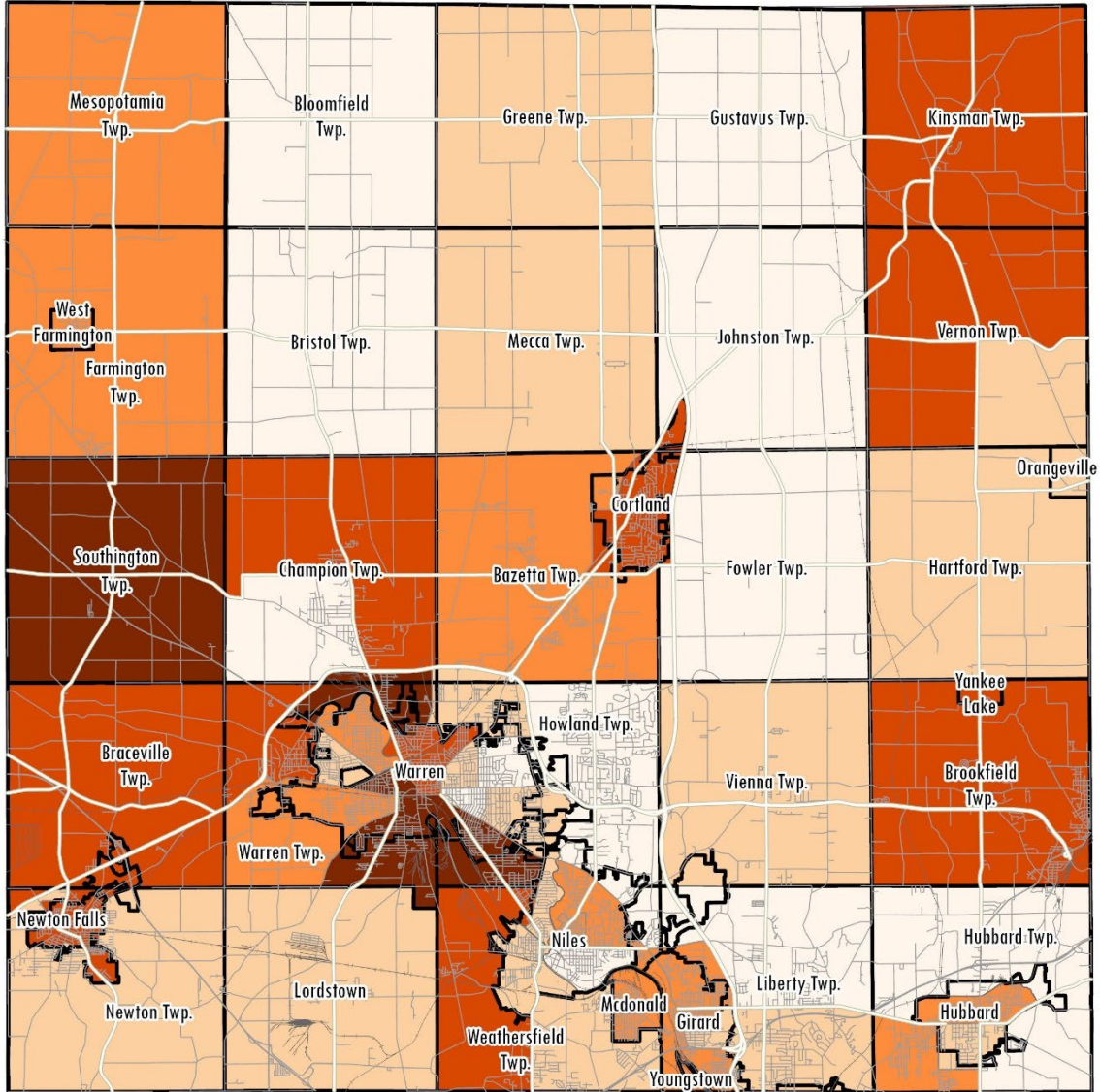
Median Contract Rent in 2022	\$543.01 - \$611.00
\$334.00 - \$426.00	\$611.01 - \$713.00
\$426.01 - \$543.00	\$713.01 - \$895.00



YOUNGSTOWN STATE UNIVERSITY  
**Center for Applied GIS**

Prepared by:  
Youngstown State University  
Center for Applied GIS  
Department of Humanities  
and Social Sciences  
Source: Trumbull County  
GIS files, US Census Bureau  
5/1/2024

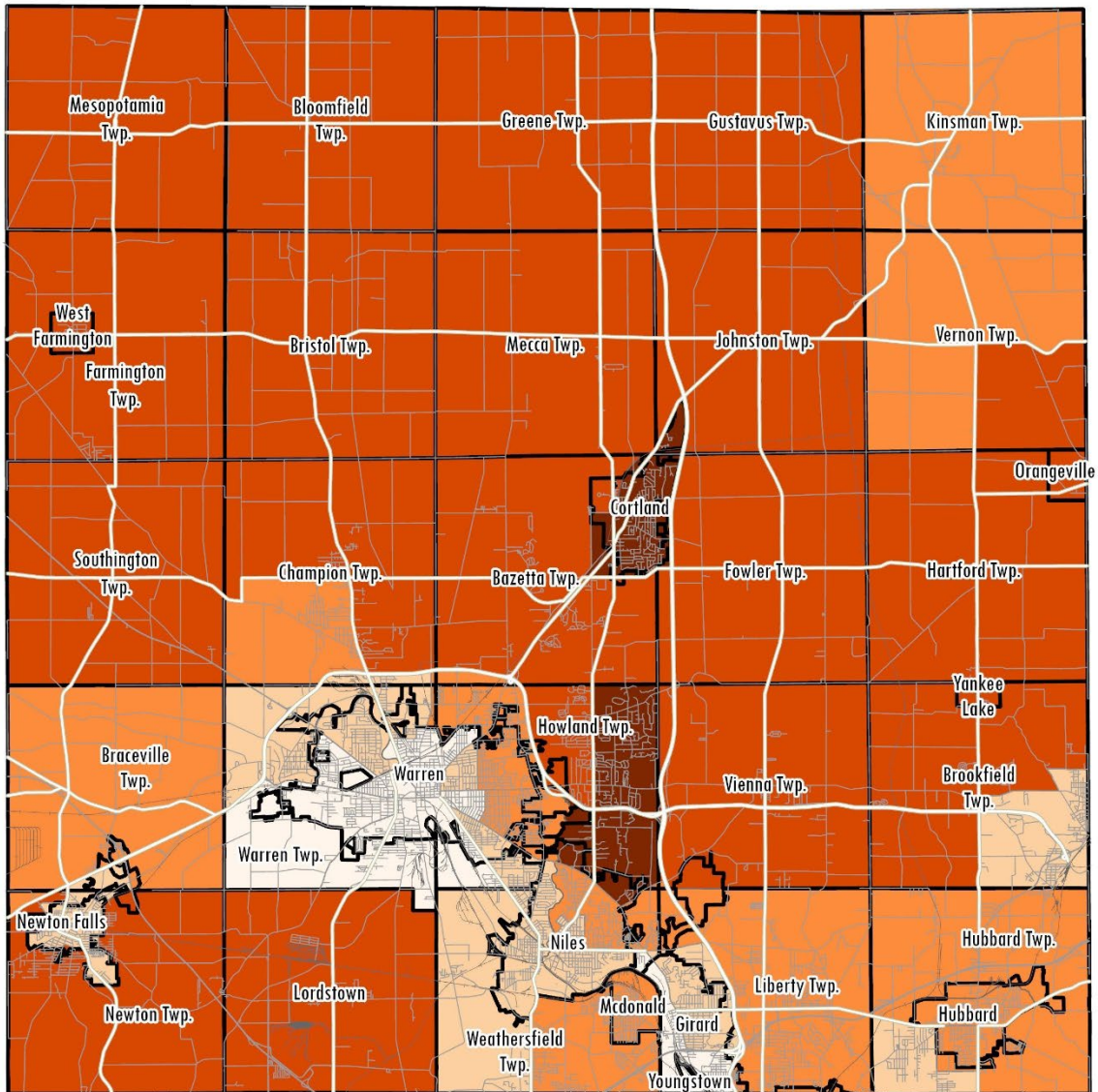
# Trumbull County Rentals with Cash Rent Under \$500/mo by Census Tract in 2022



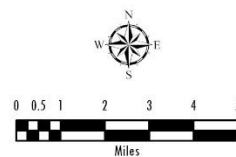
YOUNGSTOWN STATE UNIVERSITY  
**Center for Applied GIS**  
 Prepared by:  
 Youngstown State University  
 Center for Applied GIS  
 Department of Humanities  
 and Social Sciences  
 Source: Trumbull County  
 GIS files, US Census Bureau  
 5/1/2024



## Trumbull County: Median Value of Owner Occupied Housing Units by Census Tract in 2022

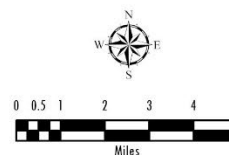
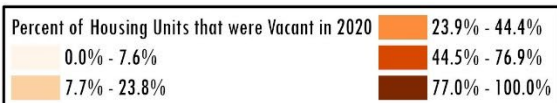
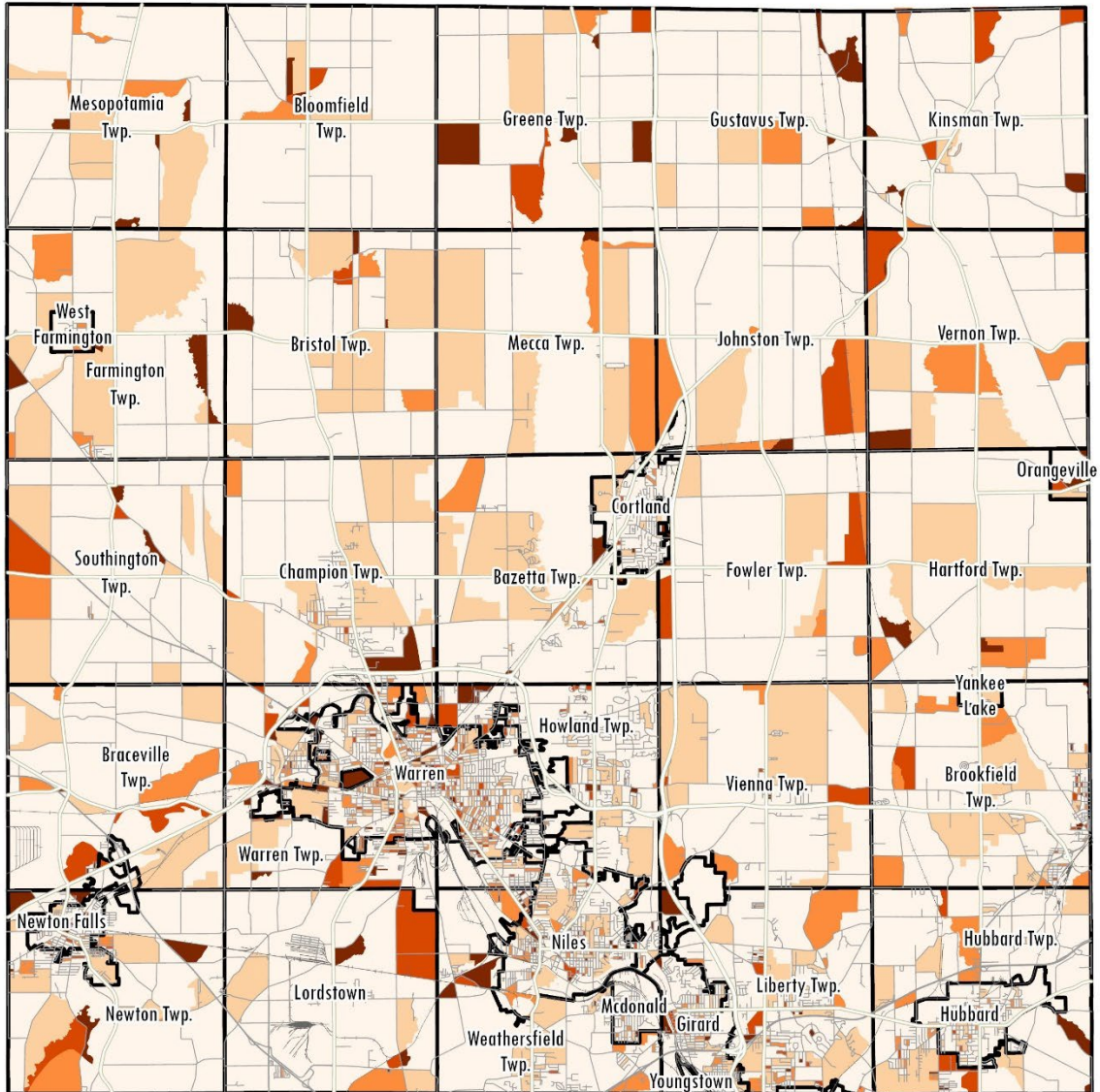


Median Value of Owner Occupied Housing Units in 2022	
\$24,500.00 - \$61,100.00	\$107,000.01 - \$138,800.00
\$61,100.01 - \$107,000.00	\$138,800.01 - \$179,500.00
	\$179,500.01 - \$228,700.00



YOUNGSTOWN STATE UNIVERSITY  
**Center for Applied GIS**  
 Prepared by:  
 Youngstown State University  
 Center for Applied GIS  
 Department of Humanities  
 and Social Sciences  
 Source: Trumbull County  
 GIS files, US Census Bureau  
 5/1/2024

## Trumbull County Housing Unit Vacancy Rate by Block in 2020

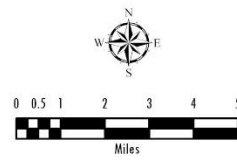
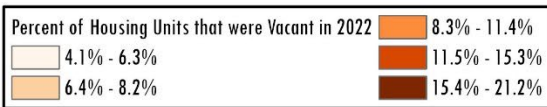
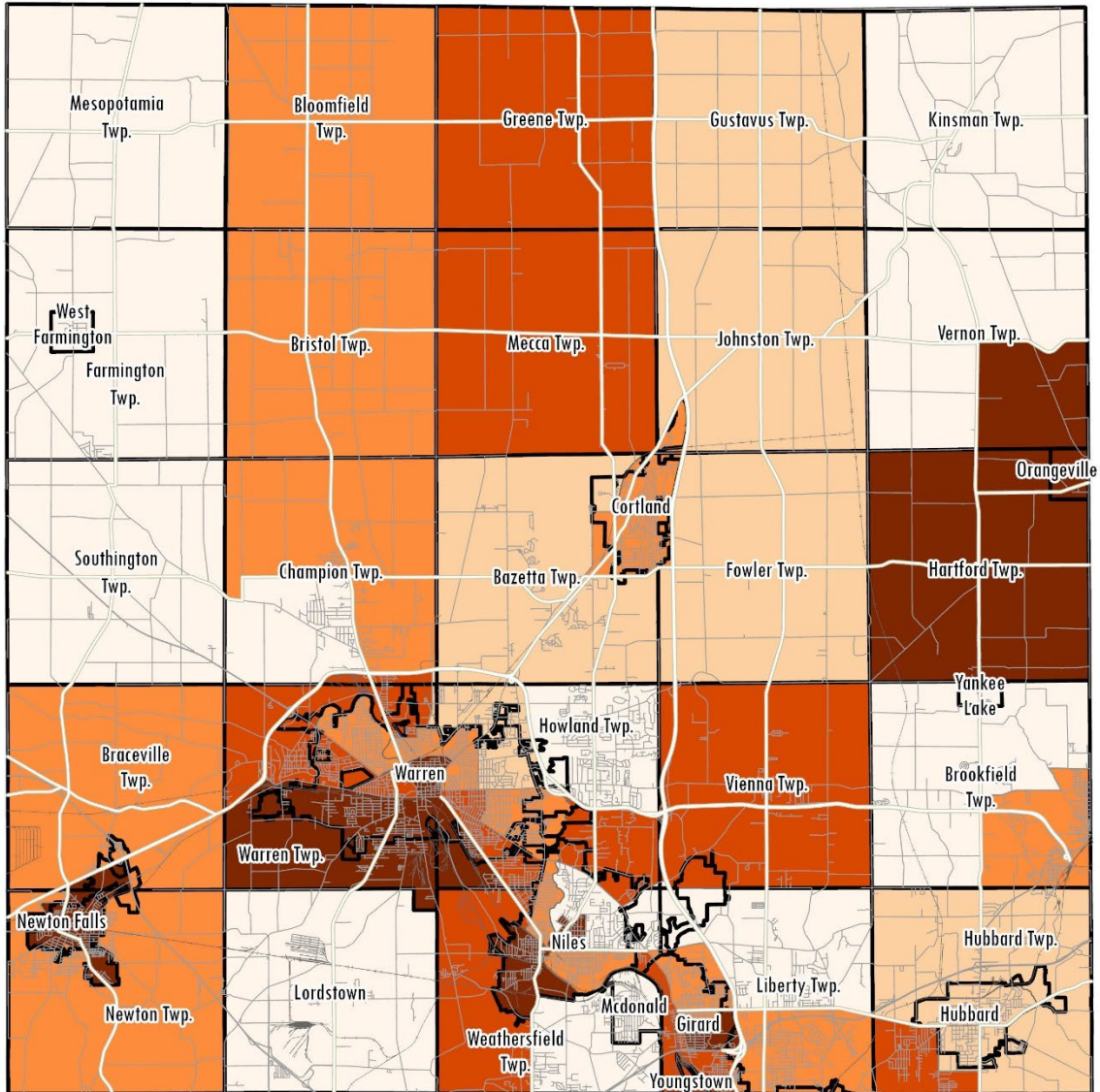


YOUNGSTOWN STATE UNIVERSITY  
**Center for Applied GIS**

Prepared by:  
Youngstown State University  
Center for Applied GIS  
Department of Humanities  
and Social Sciences  
Source: Trumbull County  
GIS files, US Census Bureau  
5/1/2024

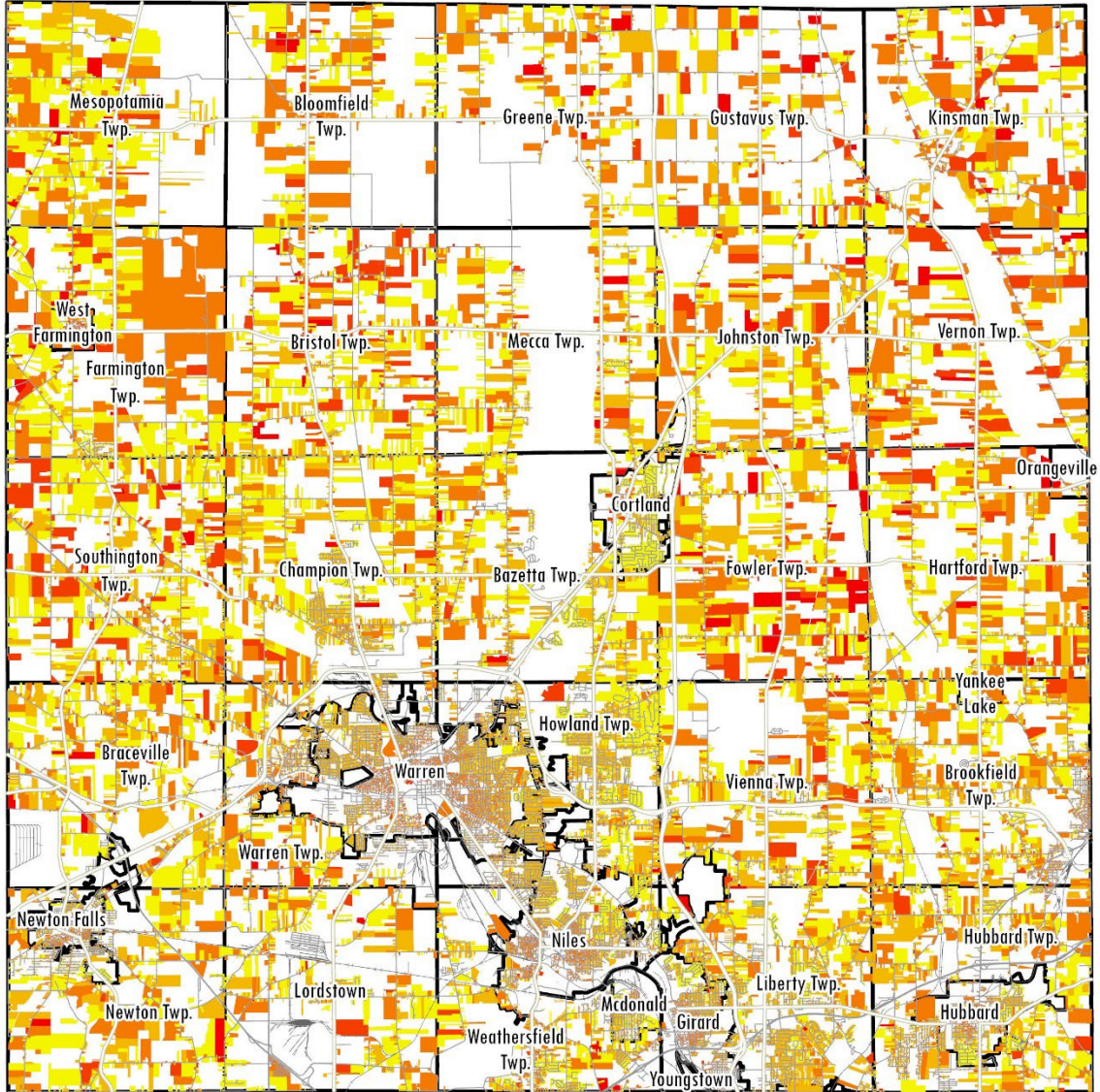


## Trumbull County Housing Unit Vacancy Rate by Census Tract in 2022

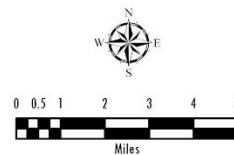


YOUNGSTOWN STATE UNIVERSITY  
**Center for Applied GIS**  
 Prepared by:  
 Youngstown State University  
 Center for Applied GIS  
 Department of Humanities  
 and Social Sciences  
 Source: Trumbull County  
 GIS files, US Census Bureau  
 5/1/2024

## Trumbull County Age of Housing Stock (Year Built)



Year Dwelling Built	
1800 - 1855	1897 - 1936
1856 - 1896	1937 - 1972
	1973 - 2019

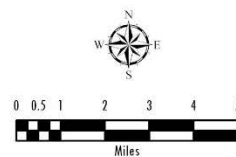
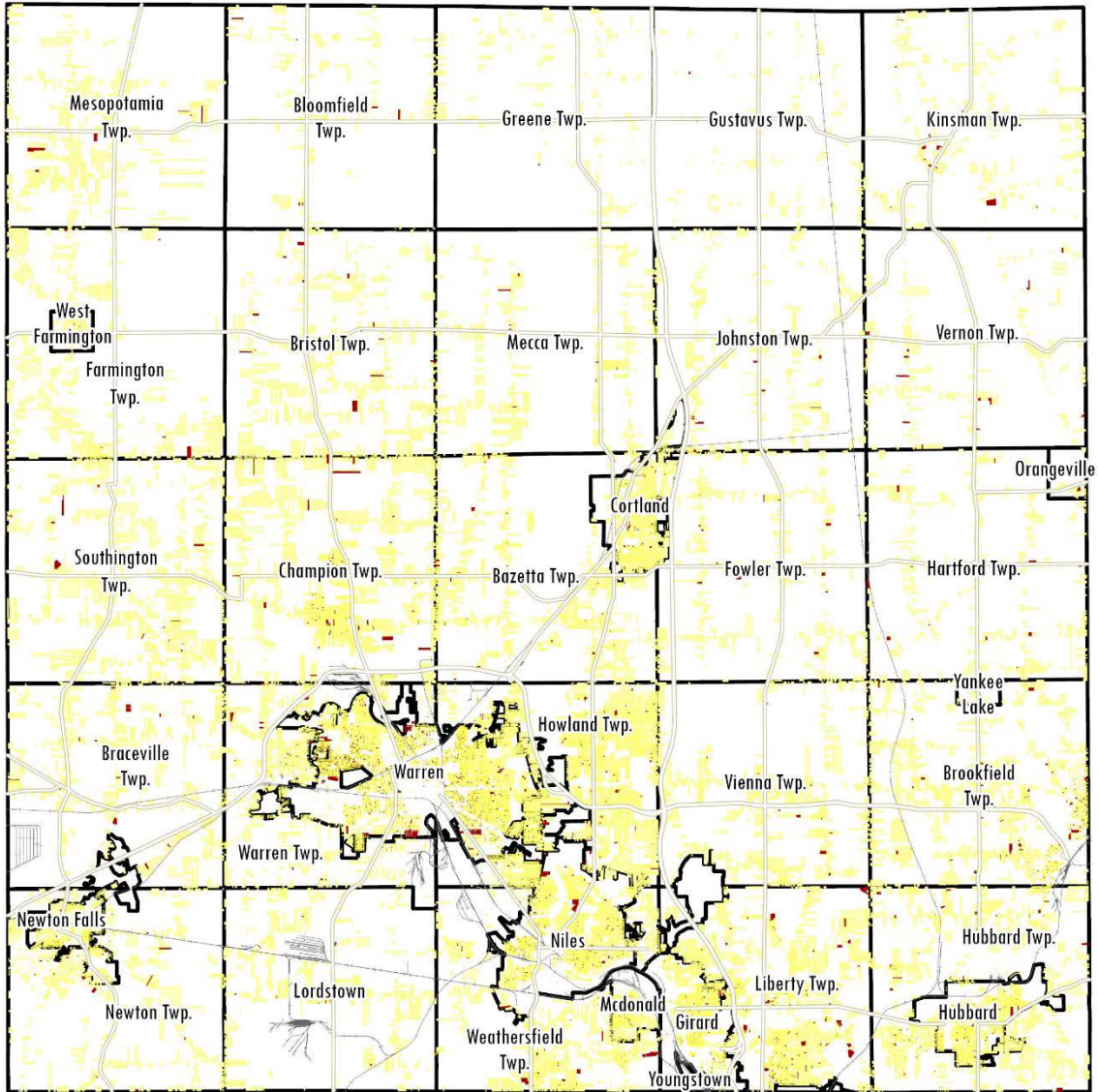


YOUNGSTOWN STATE UNIVERSITY  
**Center for Applied GIS**

Prepared by:  
Youngstown State University  
Center for Applied GIS  
Department of Humanities  
and Social Sciences  
Source: Trumbull County  
GIS files, US Census Bureau  
5/1/2024



# Trumbull County Residential Structure Ownership



YOUNGSTOWN STATE UNIVERSITY  
**Center for Applied GIS**  
 Prepared by:  
 Youngstown State University  
 Center for Applied GIS  
 Department of Humanities  
 and Social Sciences  
 Source: Trumbull County  
 GIS Files, Trumbull County  
 Auditor  
 5/1/2024

---

## AFFORDABLE HOUSING PROVIDERS

The Trumbull County Housing Authority (TMHA) is a leader in providing clean, safe, and affordable housing to low-income residents in Trumbull County. According to TMHA, the agency also strives to promote self-sufficiency and upward mobility by developing public-private partnerships, homeownership, and entrepreneurial opportunities throughout the county. TMHA was established on June 20, 1934, as the Warren Housing Authority. All Housing Choice Vouchers (HCV) are provided through TMHA. The HCV program assists low-income persons and families, the elderly, and disabled persons find safe and affordable housing throughout the county. The vouchers aid with housing-related expenses.

The YWCA Mahoning Valley provides permanent supportive housing for homeless single women, and women with families. This facility is called the WINGS and is in Warren.

The Emmanuel Community Care Center (ECCC) provides permanent supportive housing for single parents with children, and transitional aged youth who are homeless and have a disability. ECCC works with Coleman Professional Services Shelter Plus Care Program and is in Girard.

Trumbull Neighborhood Partnership (TNP) receives funding from the Warren-Trumbull HOME Consortium. This funding is from the HUD Community Development Block Grant program, and is used to create lead safe, affordable housing for low-to-moderate income residents. TNP has completed seven additional vacant rehab or resale units in Trumbull County since 2019.

Table 11 contains a list of affordable housing unit locations in Trumbull County.

**Table 11: Affordable Housing Providers in Trumbull County**

Name	Type	Address	City	ZIP	Notes	Provider
<b>Clearwater Street</b>	Single-family home	3295 Clearwater NW	Warren	44485		TMHA
<b>Draper Street</b>	Townhouses or apartments	Draper St SE	Warren	44484		TMHA
<b>Fairview Gardens</b>	Townhouses or apartments	2035 Benton St SE	Warren	44484		TMHA
<b>Forest Ridge Apartments</b>	Townhouses or apartments	Orchard Ct	Mineral Ridge	44440		TMHA
<b>Girard Scattered Sites</b>	Duplex	Trumbull Hill	Girard	44420		TMHA
<b>Highland Terrace</b>	Townhouses or apartments	377 Lane Dr SW	Warren	44483		TMHA
<b>Hilltop Gardens</b>	Townhouses or apartments	8111 Addison Rd	Masury	44438		TMHA
<b>Kenmore Apartments</b>	Townhouses or apartments	2325 Plaza Ave	Warren	44484		TMHA
<b>Lancer Court</b>	Townhouses or apartments	Lancer Ct	Warren	44485		TMHA
<b>Maryland Street</b>	Single-family home	434 Maryland St NE	Warren	44483		TMHA
<b>Reo Court</b>	Townhouses or apartments	Reo Ct NW	Warren	44483		TMHA

Name	Type	Address	City	ZIP	Notes	Provider
<b>Rio Terra Apartments</b>	Townhouses or apartments	3600 Rio Vista	Leavittsburg	44430		TMHA
<b>Trumbull Homes</b>	Duplex	1970 Hazelwood Ave SE	Warren	44484		TMHA
<b>Wick Street Homes</b>	Single-family home	2330 Wick St	Warren	44484		TMHA
<b>Bentley Apartments</b>	Townhouses or apartments	42 S Bentley Ave	Niles	44446	Affordable family units	TMHA
<b>Eagle Creek</b>	Townhouses or apartments	216 Myron St.	Hubbard	44425	Disabled Elderly	TMHA
<b>Girard Manor</b>	Townhouses or apartments	430 Washington Ave.	Girard	44420	Disabled Elderly	TMHA
<b>Heaton House</b>	Townhouses or apartments	1123 North Rd.	Niles	44446	Disabled Elderly	TMHA
<b>Hubbard Manor</b>	Townhouses or apartments	105 West Liberty St.	Hubbard	44425	Disabled Elderly	TMHA
<b>McKinley Towers</b>	Townhouses or apartments	425 Seneca St.	Niles	44446	Disabled Elderly	TMHA
<b>Morgandale Commons</b>	Townhouses or apartments	2345 Plaza Ave. NE	Warren	44483	Disabled Elderly	TMHA
<b>Northview</b>	Townhouses or apartments	511 North Ave.	Girard	44420	Disabled Elderly	TMHA
<b>Parkman Landing Senior Apartments</b>	Townhouses or apartments	2501 Parkman Rd. NW	Warren	44485	Disabled Elderly	TMHA
<b>Riverview-Buckeye</b>	Townhouses or apartments	700 Buckeye St.	Warren	44485	Disabled Elderly	TMHA
<b>The Elms</b>	Townhouses or apartments	2300 Plaza Ave. NE	Warren	44483	Disabled Elderly	TMHA
<b>Valley West</b>	Townhouses or apartments	529 Brookfield Ave.	Masury	44438	Disabled Elderly	TMHA
<b>West Park Manor</b>	Townhouses or apartments	601 West Park Ave.	Hubbard	44425	Disabled Elderly	TMHA
<b>Emmanuel Community Care Center</b>	Permanent supportive housing	2 N State Street	Girard	44420		ECCC
<b>YWCA Mahoning Valley</b>	Permanent supportive housing	121 Monroe Street	Warren	44483		YWCA

Table 12 contains a list of Housing Choice Vouchers (HCV) by ZIP code in Trumbull County. Most HCVs are concentrated in and around Warren.

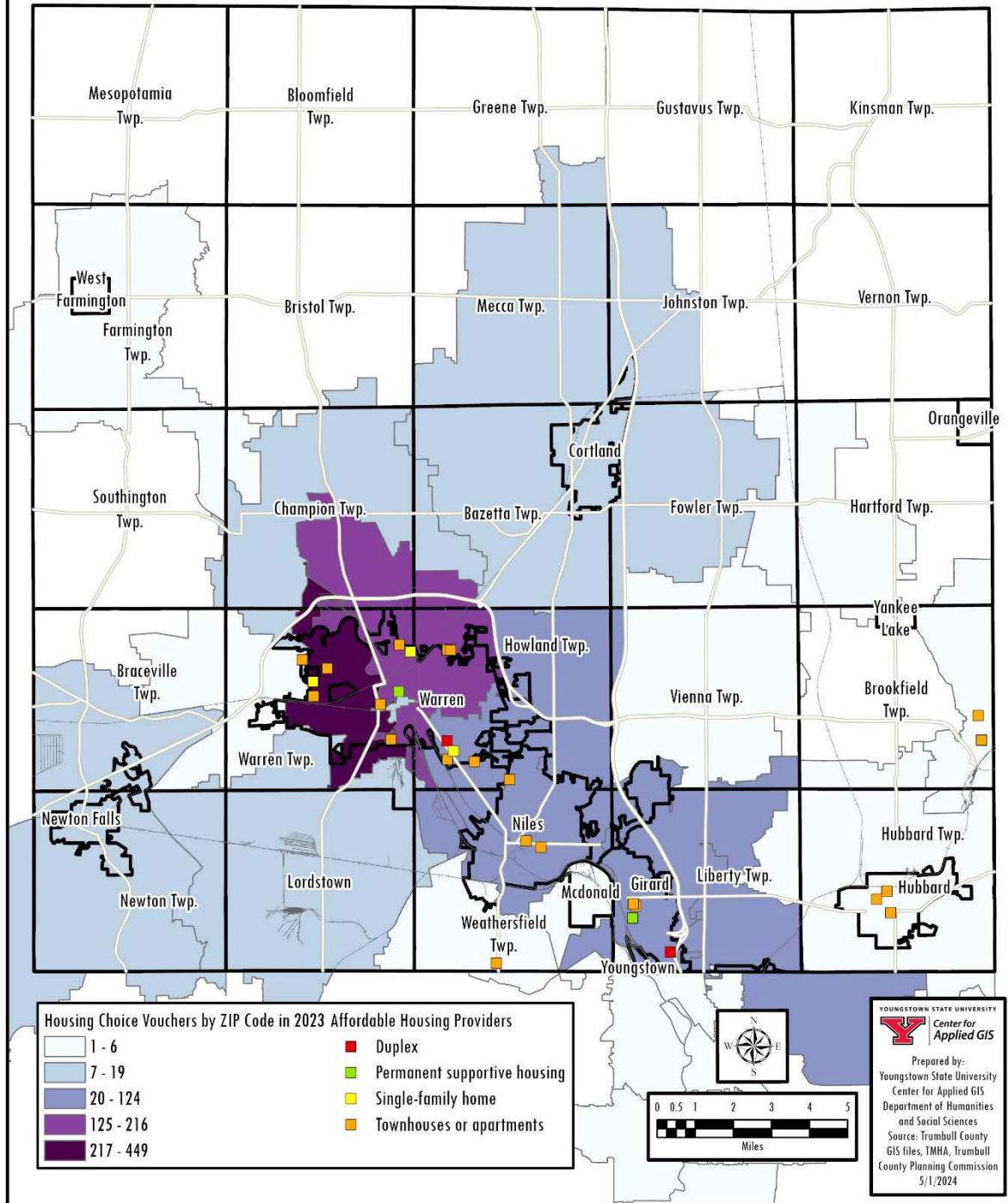
**Table 12: Housing Choice Vouchers by ZIP Code in Trumbull County**

ZIP Code	HCV Count	ZIP Code	HCV Count	ZIP Code	HCV Count
44410	10	44440	1	44491	2
44418	1	44444	9	44502	1
44420	53	44446	72	44504	6
44425	5	44473	1	44505	74

ZIP Code	HCV Count		ZIP Code	HCV Count		ZIP Code	HCV Count
44430	2		44481	19		44509	1
44433	2		44483	216		44510	1
44435	5		44484	124		44511	1
44437	3		44485	449		44512	1
44438	2						

The following page contains a map showing the current location of affordable housing units in Trumbull County.

# Trumbull County Housing Choice Vouchers and Affordable Housing Providers





---

## MAJOR EMPLOYERS AND MASS TRANSIT LINES

Data from *Reference Solutions* showed a total of 132 employers with 100 or more employees in Trumbull County in 2024. Most of these employers are concentrated in Trumbull County's urban areas and commercial core, particularly in Warren and Niles, and Howland and Liberty Townships. Other major employers are scattered throughout the balance of the county.

Multiple mass transit bus routes service the southern portion of Trumbull County and Warren. All of the Warren "suburban routes" are connected by the 28 Warren Express route that runs from downtown Youngstown in Mahoning County to downtown Warren in Trumbull County. All fixed routes are operated by the Western Reserve Transit Authority (WRTA), based in the city of Youngstown. WRTA has established the following fixed routes in Trumbull County:

- 1 Elm
  - Servicing retail and medical along Gypsy Lane and Belmont Avenue in Liberty Township.
- 10 Belmont
  - Servicing retail along Belmont Avenue in Liberty Township.
- 14 Mosier
  - Servicing retail and medical along Gypsy Lane and Belmont Avenue in Liberty Township.
- 28 Warren Express
  - Servicing retail, medical, other major employers, and activity generators along US Route 422 from the county boundary in Girard to the neighborhoods in southeast, central, and southwest Warren.
- 73 West
  - Servicing residential areas and the Parkman Rd corridor, ending at Trumbull Plaza, on the northwest side of Warren.
- 74 Elm
  - Serving residential areas and the Elm Rd corridor, ending at Walmart, on the northeast side of Warren.

Trumbull County Transit is a joint venture between the Trumbull County Commissioners and the Trumbull County Transit Board and offers daily individual point-to-point rides on a first-come, first-serve basis. Rides are provided to any destination within Trumbull County, with a focus on senior riders.

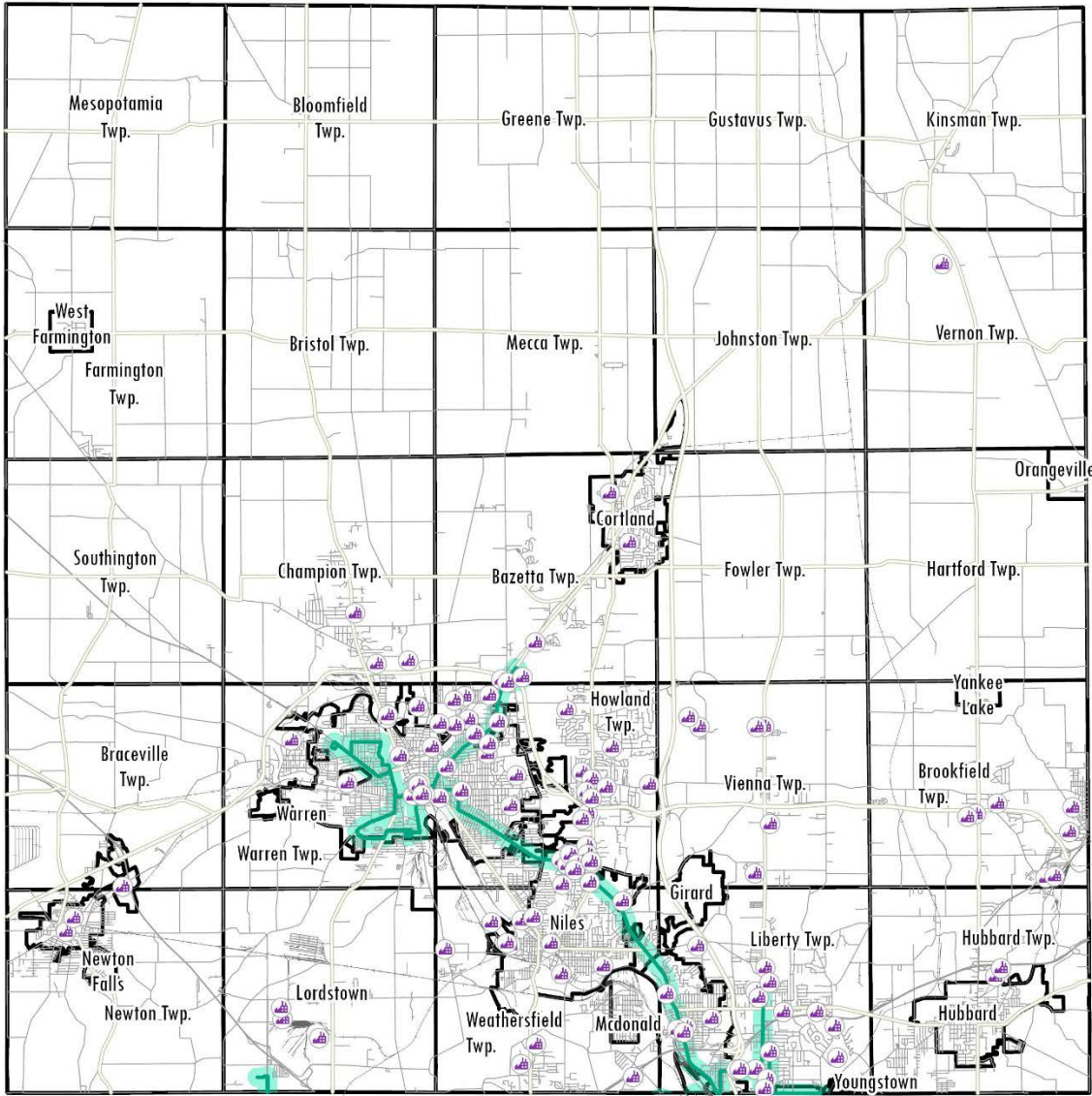
Trumbull County Job and Family Services, the Senior Levy, SCOPE Senior Services, and Trumbull Area Agency on Aging District 11 also provide limited transportation services throughout Trumbull County.

In addition to these agencies, multiple communities provide transportation services to their residents. Those communities include the following:

- Girard non-handicapped accessible van for Girard residents
- Brookfield Township Non-Handicapped accessible van for Brookfield Township residents
- Newton Falls Transportation for Newton Falls residents
- Hubbard Senior Van Program for Hubbard City & Township residents

The following page contains a map showing the current location of major employers (100+ employees) and transit lines in Trumbull County.

# Trumbull County Major Employers and WRTA Fixed Routes



— WRTA Fixed Route System     Major Employers (100+ employees)  
 WRTA Primary Service Areas



YOUNGSTOWN STATE UNIVERSITY  
**Center for Applied GIS**  
 Prepared by:  
 Youngstown State University  
 Center for Applied GIS  
 Department of Humanities  
 and Social Sciences  
 Source: Trumbull County  
 GIS files, Ref Solutions, WRTA  
 5/1/2024

---

## COMMUNITY REINVESTMENT AREAS

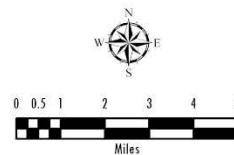
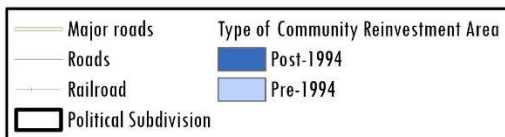
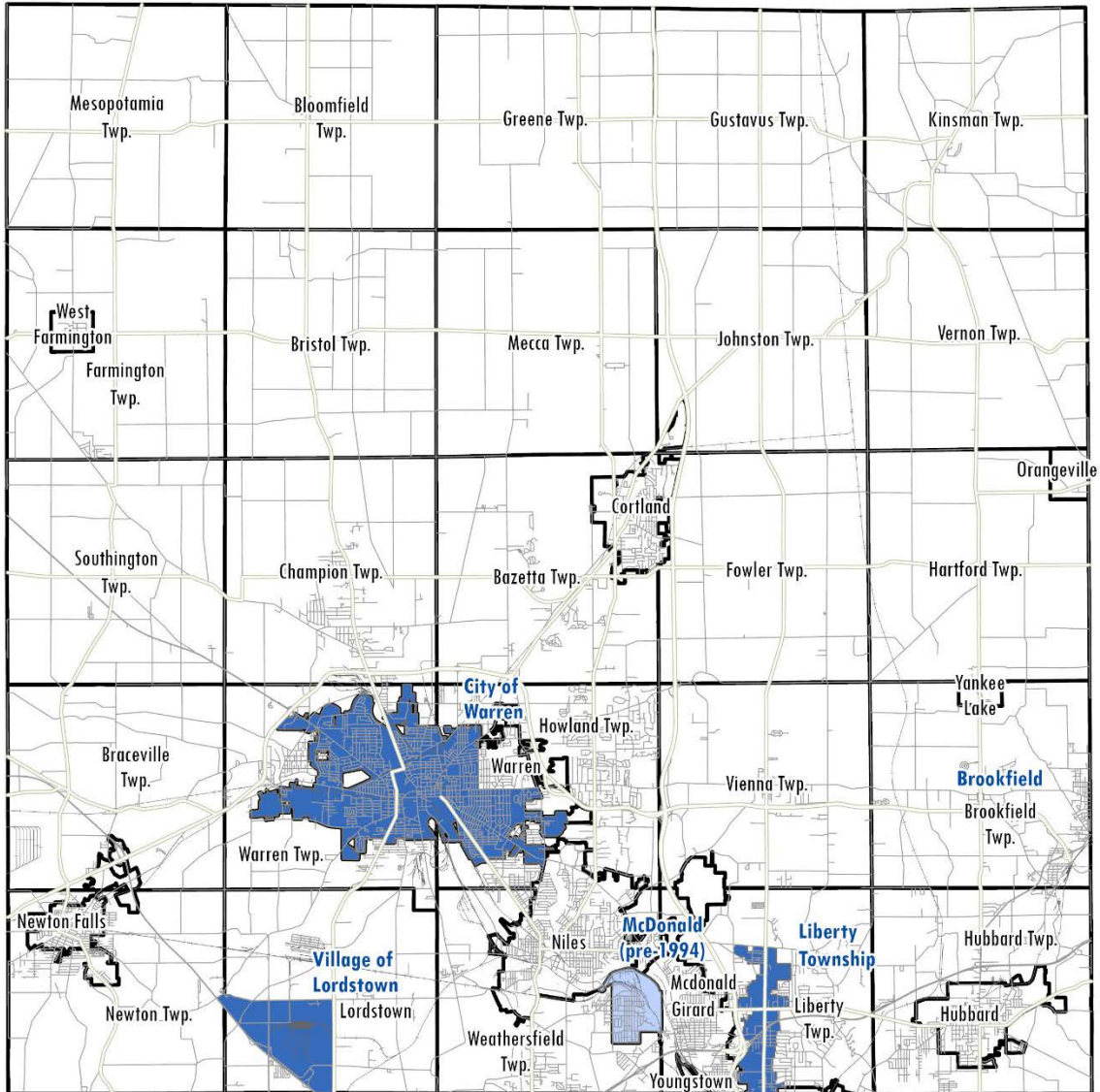
Community Reinvestment Areas (CRAs) are an area of land in which property owners can receive tax incentives for investing in real property improvements and development. Eligible activities include new construction or rehabilitation of housing, or commercial structures. CRAs are typically located in areas of disinvestment and abandonment, where investment has historically been discouraged. The CRA program was created in 1977 and underwent significant revisions in 1994. According to the Ohio Department of Development, communities that enacted CRA legislation prior to 1994 do not have the flexibility to restrict the types of projects eligible under the new CRA rules. Pre-1994 CRA legislation can only be amended twice before the area must be confirmed by the Director of Development under the post-1994 rules.

There are five CRAs in Trumbull County, four of which are post-1994. These CRAs include the following:

- City of Warren Community Reinvestment Area.
- Village of Lordstown Community Reinvestment Area.
- Liberty Township Community Reinvestment Area (existing and expanded).
- Brookfield Township Community Reinvestment Area.
- Village of McDonald Community Reinvestment Area (pre-1994 CRA).

The following page contains a map showing the location of CRAs in Trumbull County.

# Trumbull County Community Reinvestment Areas



YOUNGSTOWN STATE UNIVERSITY  
Center for Applied GIS

Prepared by:  
Youngstown State University  
Center for Applied GIS  
Department of Humanities  
and Social Sciences  
Source: Trumbull County  
GIS Files, Trumbull County  
Planning Commission  
5/1/2024



---

## COMMUNITY REINVESTMENT AND HOME MORTGAGE DISCLOSURE ACTS

Lending institutions are evaluated through the Community Reinvestment Act (CRA) to ensure that they are meeting the needs of the borrowers in their communities, particularly in low-income areas. The CRA was established as part of the Housing and Community Lending Act of 1977, and lending institutions are evaluated based on mortgage lending, small business lending, community development lending, and employee volunteerism. Banks that lend and have branch offices in Trumbull County, and that have been evaluated, have either outstanding or satisfactory ratings. Table 13 shows the most recent CRA Performance Evaluations for banks that lend and have branch offices in Trumbull County.

**Table 13: CRA Performance Evaluations for Banks in Trumbull County**

Exam Date	Bank Name	Exam Method	Rating
11/28/2016	Cortland Savings and Brokerage Company	Intermediate small bank	Satisfactory
8/30/2021	First National Bank of Pennsylvania	Large bank exam	Outstanding
2/3/2011	First Place Bank	Large bank exam	Satisfactory
3/20/2023	Home Federal Saving & Loan Association of Niles	Small bank	Satisfactory
2/1/2015	Home Savings & Loan Company of Youngstown	Large bank exam	Satisfactory
3/2/2020	JP Morgan Chase Bank	Large bank exam	Satisfactory
1/6/2020	KeyBank National Association	Large bank exam	Outstanding
6/1/2022	Premier Bank	Large bank exam	Satisfactory
2/1/2021	The Farmers' National Bank of Canfield	Large bank exam	Satisfactory
5/4/2020	The Huntington National Bank	Large bank exam	Outstanding
1/18/2022	US National Bank Association	Large bank exam	Outstanding

In addition to CRA performance evaluations, the Federal Financial Institutions Examination Council (FFIEC) was established in 1979 to provide uniform standards and promote uniformity in the supervision of financial institutions. The FFIEC is an interagency council and is made up of members from the Federal Reserve System, Federal Deposit Insurance Corporation, National Credit Union Administration, Office of the Comptroller of the Currency, and Consumer Financial Protection Bureau. Among the council's various reports are the Home Mortgage Disclosure Act (HMDA) aggregate and disclosure reports, which require lending institutions to submit annual disclosures about lending activity related to home mortgages and home improvements. These include conventional loans, and those through the Federal Housing Administration (FHA), Farm Security Administration/Rural Housing Service (FSA/RHS), and Veterans Administration (VA); and all refinancing, home improvement loans, loans on dwellings for 5 or more families, non-occupant Loans, and loans on manufactured home dwellings. Most loans originated in Trumbull County between 2018 and 2022 were either conventional home loans or refinancing of an existing owner-occupied dwelling. For the purposes of the AI, we have focused on home purchase loan patterns throughout the county between 2018 and 2022.

Trumbull County is segregated along racial or ethnic lines in the same way as many older legacy cities in the region. Those legacy cities that have experienced significant population loss and the migration of more affluent families to suburban areas tend to be heavily segregated along racial lines. This includes

the city of Warren in particular. Therefore, the pattern of lending for home purchase loans is impacted by the historic population trends and patterns of racial and ethnic minorities. The pattern of lending in the county lends itself to historic trends of segregation in the county. Whether applications were originated or denied, the frequency of applications received by lending institutions was lowest in the tracts having the highest concentration of minority population. The pattern of lending also followed that of the density of population in 2022 and patterns of disinvestment or abandonment were also apparent where lending was lowest throughout the county.

Most of the lending between 2018 and 2022 in Trumbull County was to White or Caucasian persons. The percentage of the total loans originated in Trumbull County by White or Caucasian persons was 83.2%, compared to 3.6% for Black or African American persons. Applicants having no race identified accounted for 11.5% of the total loan originations in the county. Persons of minority races were more likely to be denied home purchase loans than their White counterparts. Only when applying with one White person did applicants of minority races see their denial rates fall to levels equal to White applicants.

Table 14 shows the breakdown of loan applications originated and denied, and total applications, by race, in Trumbull County from 2018-2022.

**Table 14: Home Purchase Loan Applications by Race and Year in Trumbull County**

All applications	2018		2019		2020		2021		2022		Total by type	
<b>2 or more minority races</b>	0		1		1		1		4		7	
Loan Originated	0	0.0%	0	0.0%	0	0.0%	1	100.0%	2	50.0%	3	42.9%
Application denied	0	0.0%	0	0.0%	1	100.0%	0	0.0%	1	25.0%	2	28.6%
Application withdrawn by applicant	0	0.0%	0	0.0%	0	0.0%	0	0.0%	1	25.0%	1	14.3%
Purchased loan	0	0.0%	1	100.0%	0	0.0%	0	0.0%	0	0.0%	1	14.3%
<b>American Indian or Alaska Native</b>	4		4		10		15		10		43	
Loan Originated	3	75.0%	1	25.0%	9	90.0%	6	40.0%	7	70.0%	26	60.5%
Application denied	1	25.0%	2	50.0%	0	0.0%	3	20.0%	2	20.0%	8	18.6%
Application withdrawn by applicant	0	0.0%	1	25.0%	1	10.0%	5	33.3%	0	0.0%	7	16.3%
File closed for incompleteness	0	0.0%	0	0.0%	0	0.0%	1	6.7%	0	0.0%	1	2.3%
Preapproval request approved but not accepted	0	0.0%	0	0.0%	0	0.0%	0	0.0%	1	10.0%	1	2.3%
<b>Asian</b>	10		15		22		32		35		114	
Loan Originated	6	60.0%	11	73.3%	10	45.5%	23	71.9%	23	65.7%	73	64.0%
Application approved but not accepted	0	0.0%	0	0.0%	0	0.0%	1	3.1%	1	2.9%	2	1.8%
Application denied	1	10.0%	1	6.7%	3	13.6%	3	9.4%	1	2.9%	9	7.9%
Application withdrawn by applicant	2	20.0%	3	20.0%	7	31.8%	3	9.4%	9	25.7%	24	21.1%

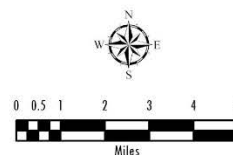
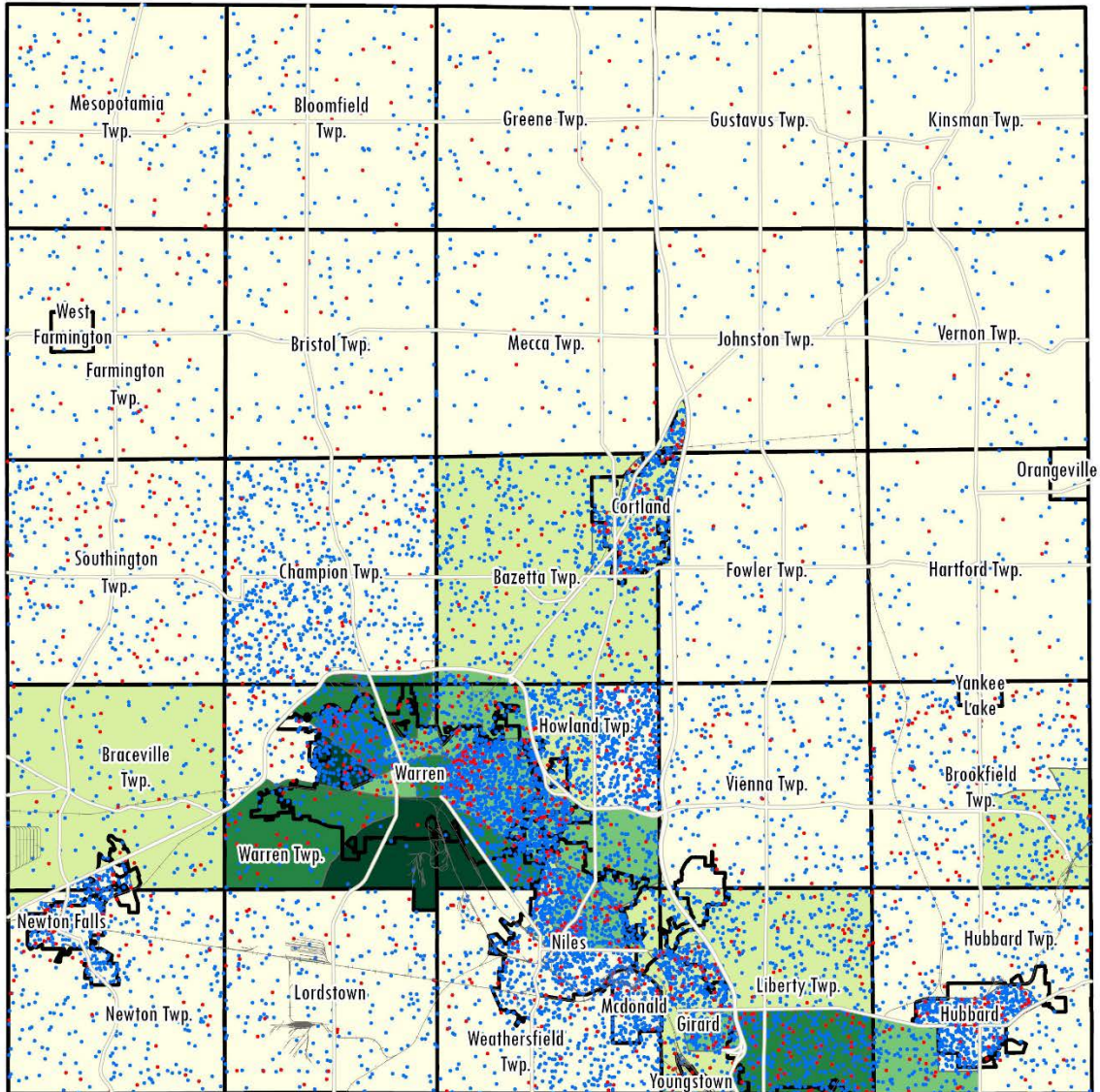
All applications	2018		2019		2020		2021		2022		Total by type	
File closed for incompleteness	0	0.0%	0	0.0%	1	4.5%	1	3.1%	1	2.9%	3	2.6%
Purchased loan	1	10.0%	0	0.0%	1	4.5%	1	3.1%	0	0.0%	3	2.6%
<b>Black or African American</b>	104		92		116		177		151		640	
Loan Originated	60	57.7%	54	58.7%	75	64.7%	113	63.8%	87	57.6%	389	60.8%
Application approved but not accepted	2	1.9%	3	3.3%	5	4.3%	5	2.8%	1	0.7%	16	2.5%
Application denied	13	12.5%	12	13.0%	10	8.6%	23	13.0%	27	17.9%	85	13.3%
Application withdrawn by applicant	18	17.3%	14	15.2%	18	15.5%	27	15.3%	31	20.5%	108	16.9%
File closed for incompleteness	2	1.9%	1	1.1%	5	4.3%	6	3.4%	1	0.7%	15	2.3%
Purchased loan	9	8.7%	8	8.7%	3	2.6%	2	1.1%	3	2.0%	25	3.9%
Preapproval request approved but not accepted	0	0.0%	0	0.0%	0	0.0%	1	0.6%	1	0.7%	2	0.3%
<b>Joint (White + 1 Minority)</b>	22		13		23		31		23		112	
Loan Originated	16	72.7%	7	53.8%	18	78.3%	22	71.0%	17	73.9%	80	71.4%
Application approved but not accepted	1	4.5%	1	7.7%	0	0.0%	0	0.0%	0	0.0%	2	1.8%
Application denied	1	4.5%	3	23.1%	1	4.3%	2	6.5%	2	8.7%	9	8.0%
Application withdrawn by applicant	0	0.0%	1	7.7%	2	8.7%	5	16.1%	3	13.0%	11	9.8%
File closed for incompleteness	0	0.0%	1	7.7%	1	4.3%	0	0.0%	0	0.0%	2	1.8%
Purchased loan	4	18.2%	0	0.0%	1	4.3%	2	6.5%	1	4.3%	8	7.1%
<b>Native Hawaiian or Other Pacific Islander</b>	2		1		4		1		3		11	
Loan Originated	0	0.0%	0	0.0%	0	0.0%	1	100.0%	2	66.7%	3	27.3%
Application denied	0	0.0%	1	100.0%	1	25.0%	0	0.0%	1	33.3%	3	27.3%
Application withdrawn by applicant	1	50.0%	0	0.0%	2	50.0%	0	0.0%	0	0.0%	3	27.3%
File closed for incompleteness	1	50.0%	0	0.0%	1	25.0%	0	0.0%	0	0.0%	2	18.2%
<b>Race Not Available</b>	735		873		864		1,124		1,246		4,842	
Loan Originated	182	24.8%	214	24.5%	238	27.5%	288	25.6%	312	25.0%	1,234	25.5%
Application approved but not accepted	7	1.0%	6	0.7%	4	0.5%	7	0.6%	13	1.0%	37	0.8%
Application denied	31	4.2%	42	4.8%	32	3.7%	45	4.0%	62	5.0%	212	4.4%
Application withdrawn by applicant	34	4.6%	41	4.7%	39	4.5%	73	6.5%	89	7.1%	276	5.7%
File closed for incompleteness	6	0.8%	20	2.3%	15	1.7%	13	1.2%	10	0.8%	64	1.3%
Purchased loan	473	64.4%	550	63.0%	536	62.0%	697	62.0%	757	60.8%	3,013	62.2%
Preapproval request denied	2	0.3%	0	0.0%	0	0.0%	0	0.0%	0	0.0%	2	0.0%

All applications	2018		2019		2020		2021		2022		Total by type	
Preapproval request approved but not accepted	0	0.0%	0	0.0%	0	0.0%	1	0.1%	3	0.2%	4	0.1%
<b>White</b>	2,389		2,448		2,623		2,788		2,429		12,677	
Loan Originated	1,659	69.4%	1,706	69.7%	1,889	72.0%	1,972	70.7%	1,722	70.9%	8,948	70.6%
Application approved but not accepted	50	2.1%	44	1.8%	55	2.1%	43	1.5%	57	2.3%	249	2.0%
Application denied	215	9.0%	207	8.5%	197	7.5%	217	7.8%	187	7.7%	1,023	8.1%
Application withdrawn by applicant	231	9.7%	272	11.1%	331	12.6%	343	12.3%	344	14.2%	1,521	12.0%
File closed for incompleteness	45	1.9%	53	2.2%	51	1.9%	65	2.3%	43	1.8%	257	2.0%
Purchased loan	186	7.8%	165	6.7%	100	3.8%	139	5.0%	72	3.0%	662	5.2%
Preapproval request denied	1	0.0%	0	0.0%	0	0.0%	0	0.0%	0	0.0%	1	0.0%
Preapproval request approved but not accepted	2	0.1%	1	0.0%	0	0.0%	9	0.3%	4	0.2%	16	0.1%
<b>Countywide Totals</b>												
Loan Originated	1,926	59.0%	1,993	57.8%	2,239	61.1%	2,426	58.2%	2,172	55.7%	10,756	58.3%
Application approved but not accepted	60	1.8%	54	1.6%	64	1.7%	56	1.3%	72	1.8%	306	1.7%
Application denied	262	8.0%	268	7.8%	245	6.7%	293	7.0%	283	7.3%	1,351	7.3%
Application withdrawn by applicant	286	8.8%	332	9.6%	400	10.9%	456	10.9%	477	12.2%	1,951	10.6%
File closed for incompleteness	54	1.7%	75	2.2%	74	2.0%	86	2.1%	55	1.4%	344	1.9%
Purchased loan	673	20.6%	724	21.0%	641	17.5%	841	20.2%	833	21.4%	3,712	20.1%
Preapproval request denied	3	0.1%	0	0.0%	0	0.0%	0	0.0%	0	0.0%	3	0.0%
Preapproval request approved but not accepted	2	0.1%	1	0.0%	0	0.0%	11	0.3%	9	0.2%	23	0.1%
Countywide total by year	3,266		3,447		3,663		4,169		3,901		18,446	

The following maps show the distribution of loan applications received, and loans originated, throughout Trumbull County between 2018 and 2022, for home purchase loans. Loan types include conventional, and those through the FHA, FSA/RHS, and VA. As was previously stated, few loan applications were received, and likewise few loans were originated, in the areas of the county with a high concentration of minority population between 2018 and 2022.

The following pages show patterns of lending along with race in Trumbull County between 2018 and 2022.

## Trumbull County: Home Purchase Loan Activity, 2018-22 Black or African American Population by Census Tract in 2022



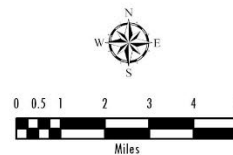
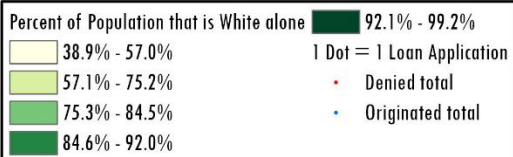
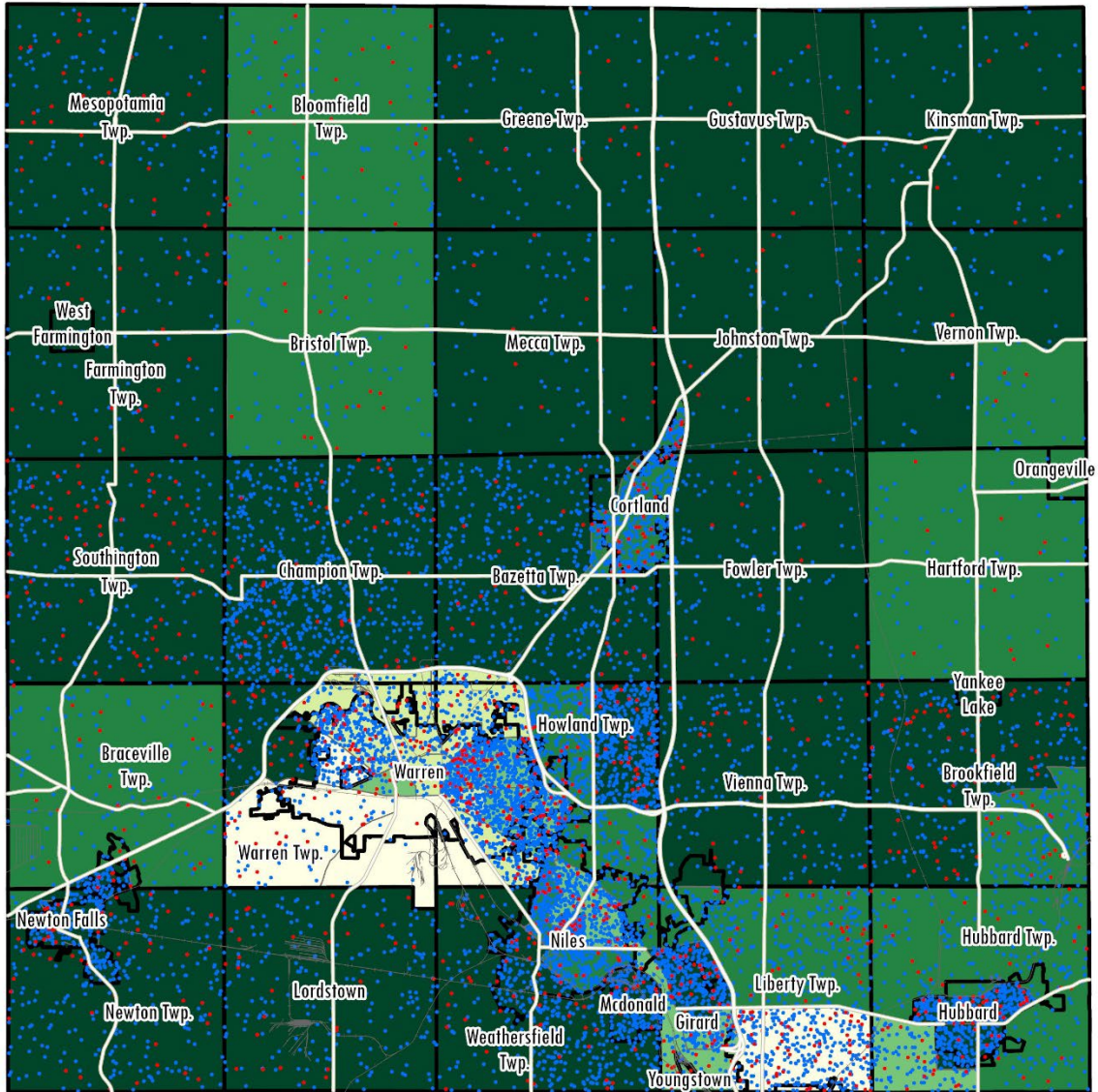
YOUNGSTOWN STATE UNIVERSITY  
Center for Applied GIS

Prepared by:  
Youngstown State University  
Center for Applied GIS  
Department of Humanities  
and Social Sciences

Source: Trumbull County  
GIS files, US Census Bureau,  
flicc.cfpb.gov | 5/1/2024



## Trumbull County: Home Purchase Loan Activity, 2018-22 White Population by Census Tract in 2022



YOUNGSTOWN STATE UNIVERSITY  
**Center for Applied GIS**  
 Prepared by:  
 Youngstown State University  
 Center for Applied GIS  
 Department of Humanities  
 and Social Sciences  
 Source: Trumbull County  
 GIS files, US Census Bureau,  
 ffiec.cfb.gov | 5/1/2024

### IMPEDIMENTS TO FAIR HOUSING CHOICE

Impediments to fair housing choice in Trumbull County have historically included:

- Historic segregation.
  - Includes institutionalized segregation due to historic redlining and other policies that targeted persons of color and other currently protected classes.
- Not-In-My-Backyard (NIMBY) syndrome.
- Lack of public transportation to address historic segregation and provide access to medical facilities, employment centers, and other activity generators such as shopping centers.
- Access to housing for persons with disabilities.
  - The housing stock in Trumbull County, and particularly the city of Warren, is aged and difficult and expensive to retrofit.
- Lack of affordable housing in rural areas of the county, particularly in areas that historically have had a predominately white population.
- Institutionalized segregation through federal and state policy.
  - CDBG and HOME Investments Partnership Program funds through HUD.
  - Tax credits, which must be used in low-income areas, thus hamstringing efforts to end historic segregation.
- Placement of recovery or sober houses throughout the county.
  - Cities of Warren and Warren Township.
  - NIMBY syndrome is an issue throughout the county when discussing placement of recovery or sober houses.

In addition to these historical issues, impediments to fair housing choice in Trumbull County have been identified through stakeholder feedback, comments and discussion at the public meeting held on May 28, 2024, and data analysis. They include the following:

- Many of the impediments facing Trumbull County residents in 2019 are still in place in 2024. These include historic segregation, which was discussed in the Home Mortgage Disclosure Act and demographic analysis sections, lack of accessible housing, and lack of affordable housing in rural and suburban areas of the county.
- There are a limited number of resources for landlords or tenants to make modifications to rental units.
- Funding through the Federal Home Loan Bank of Pittsburgh restricts projects to distressed census tracts, which limits the locations available to projects. This prevents county agencies from submitting competitive grant applications. Potential projects would include renovation or resale of vacant units and there are not enough suitable homes located in eligible areas.

- There is an increasing need for accessible housing. A frequent challenge is residents who age in place but have a second-floor bathroom. With an aging population in Trumbull County, this is an important point.
- There exists in Niles a general desire to not add any additional low-income housing units. The preference is for moderate-income or well-managed low-income units, but there is no desire for new low-income housing.
- In Niles, there is a need to educate the community that multi-family units can be market-rate and owner-occupied, as a strong connection exists among residents that all multi-family units are rentals. However, many single-family homes are renter-occupied. Increasing knowledge about the different housing and financing types in the community would go a long way towards eliminating impediments to fair housing choice.
- Multiple communities in Trumbull County have issued moratoriums on construction permits for new multi-family units, which is an impediment to fair housing choice, as many multi-family units are rentals.
- Landlords often discriminate based on familial status, ethnicity, and other protected classes.
- The landlord community tight knit in Trumbull County and they often use this to leverage the rents that they charge.
- There is a general lack of affordable and accessible housing. Although there is ample housing stock, much of it is unsafe and in poor condition for habitation.
- Monthly renter costs have skyrocketed over last couple of years.
- Rental ownership monopolies exist throughout the county, especially by out of state and out of country entities. Anecdotally, a large percentage of housing choice voucher properties are by companies or individuals in New Zealand.
- There has been demolition of apartment buildings, and replacing these structures with greenspace, not rebuilding. These include the Buckeye Apartments, Reeves Apartments, and others. This results in a loss of safe and affordable units.
- Many private developers in Trumbull County are not interested in building mixed use or infill housing.
- Housing Choice Vouchers are essentially worthless and often time out because the voucher is not worth enough to cover the rent that landlords expect.
- There are not enough Housing Choice Vouchers available in Trumbull County to meet demand.
- Many landlords avoid leases by executing “forever” land contracts instead.
- Transportation-WRTA routes and service have significantly decreased.
- Grant funds for rehabbing are highly competitive and very limited.
- There is a general lack of support from local elected officials and the community in general.
- There is profit in *not renting properties* and flipping clients. The way this works is by landlords charging non-refundable application fees that are hundreds of dollars and not renting the structure, or by securing a security deposit and first month's rent, knowing the renter cannot afford a second month. The renter is then evicted, and the process begins anew with a new renter.
- Eviction sealing is not allowed in Niles.

- A paradox exists in the county's urban areas in that tax credit points are higher in low-income areas, which leads to clustering of low-income housing in low-income areas, thus exacerbating the issue of segregation by income and race/ethnicity in the county.

---

#### PERSONS LEAST LIKELY TO APPLY

The least likely groups to reach out for assistance through the Fair Housing Program's complaint intake mechanism are senior and disabled persons, as well as any non-English speaking persons. Reaching out to the agencies that serve these special populations is critical towards keeping these protected groups of people informed of their rights under the Fair Housing Act.

Disabled persons in Trumbull County are served through the Western Reserve Independent Living Center and the Trumbull County Mental Health and Recovery Board and their sub-contractors, while Youth Build and Commonwealth of Youngstown frequently assist with ramp construction.

Other entities that provide services to the elderly and disabled population in Trumbull County include Area Agency on Aging District XI, SCOPE of Trumbull County, Emmanuel Community Care Center, Catholic Charities, the Trumbull County Senior Levy Office, the Veteran's Services Office (local and federal), the Trumbull County Transit System, Western Reserve Transit Authority, and Trumbull County Department of Job and Family Services. Many of these service and housing providers are members of a group known as the Trumbull County Housing Collaborative.



## CONCLUSIONS AND ACTION STEPS

### CONCLUSIONS

Trumbull County continues to be a diverse but highly segregated place. The population of the county is overwhelmingly White alone/not Hispanic and most of the minority population lives within the urban areas such as Warren and other communities along the Mahoning River. The geographic balance of the county is almost entirely comprised of White alone/not Hispanic persons. Historic segregation runs generations deep, and its roots can be traced to institutionalized racism such as redlining and restrictive covenants which often specified that a property could only be sold to a White person. The issues of redlining and restrictive covenants oftentimes made it almost impossible for a person of color to purchase real property from the 1930s to the passage of the Civil Rights Act in 1964.

Due to these issues, several impediments to fair housing choice were identified in Trumbull County during the previous AI update in 2019. Those included, but were not limited to, a lack of education about fair housing issues available not only to landlords but to tenants, as well; a plethora of affordable housing, but a lack of accessible housing to those persons with disabilities; the historic segregation issues that continue to plague Trumbull County as well as the Mahoning Valley region in general; and a pervasive “Not In My Backyard” (NIMBY) syndrome that also runs generations deep throughout the county and region. NIMBY is particularly pervasive in the suburbs and rural areas. In response to the identification of those impediments, four broad goals were proposed to address the issues of impediments to fair housing choice in Trumbull County in 2019: 1.) education, 2.) reducing segregation, 3.) increasing the supply of accessible housing, and 4.) the development of a team to ensure that the goals and action steps outlined below are implemented in a timely fashion. Many of the impediments to fair housing choice that existed in 2019 still exist in 2024, including racial and ethnic segregation and the NIMBY syndrome that has persisted for generations in Trumbull County. The COVID-19 pandemic also made public outreach efforts nearly impossible for a two-year period after the completion of the 2019 AI, delaying many efforts to affirmatively further fair housing in Trumbull County and Warren and Niles. The county has made gains in increasing the supply of accessible housing through Trumbull Neighborhood Partnership’s efforts to rehabilitate and retrofit an aging housing stock, particularly in Warren. The county also continues to educate local leaders and the public about fair housing issues in the Trumbull County through its fair housing training program and various materials, publications, and training.

### COMMUNITY FEEDBACK TO ADDRESS CURRENT IMPEDIMENTS TO FAIR HOUSING CHOICE

The following objectives to address the current impediments to fair housing choice have been identified in Trumbull County, through the community feedback process and the public meeting held on May 28, 2024, in Niles.

- Implement a fair housing testing program. Implement the program only when and if tangible evidence exists of fair housing issues. There should be plenty of oversight of such a testing program.

- Encourage local realtors to participate in fair housing training and educate them about fair housing issues and impediments to fair housing choice.
- Increase funding to complete home repairs in Trumbull County, particularly modifications for seniors and accessibility for persons with disabilities (Trumbull Neighborhood Partnership).
- Increase the number of housing units and persons impacted by modifications to aging housing for elderly and persons with disabilities, continuing the work started by Trumbull Neighborhood Partnership.
- Compile a list of all housing and fair housing initiatives and programs in Trumbull County.
- Restrict out-of-state and out-of-country ownership of rental units through local ordinances and resident organizing campaigns. Track out-of-state and out-of-country ownership using data from the Trumbull County Auditor's Office.
- Increase the supply of safe and affordable housing in Trumbull County, particularly in urban areas, by acquiring tax delinquent structures and rehabilitating them into safe and affordable units.
- Create incentives, such as tax abatements, for developers to construct mixed-use and mixed-income infill housing. This could include, among other incentives, long term tax abatements, assistance with public infrastructure, matching funds, and 10% housing set aside for low-income.
- Increase the use of Housing Choice Vouchers since HUD has now given housing inspectors more authority to fail rentals for items that are not fixed properly.
- Increase the value of Housing Choice Vouchers to meet the expenses facing renters in 2024.
- Identifying and lobbying for funding for landlords to use to bring their rentals to code and require landlords to rent to low-income persons and families as a condition of the funding.
- Use the "Detroit Model" to create more housing stock, including applying for Rocket Mortgage funding, and funding from Community Reinvestment Area programs, Carol Peterson grants, Susan Peterson Fund, and Federal Home Loan Banks.
- Establish by ordinance and enforce a right to counsel for any renter in an eviction proceeding.
- Increase WRTA bus service in Warren and throughout the county, linking low-income, elderly, disabled, veteran, and minority residents, and households with no vehicle access, to employment, shopping, and medical centers.
- Educate local elected officials, community leaders, and residents about impediments to fair housing choice and fair housing issues, through fair housing training.
- Encourage local representatives in Congress to increase funding for the Housing Choice Voucher program as the current levels of funding do not allow the county to meet demand.
- Reach out to local councilpersons with fair housing materials and the AI document to educate and market fair housing materials and programs to residents and constituents.
- Develop more mixed-income housing, which works well in other parts of the country, and in legacy cities such as Pittsburgh (middle income persons need housing, as well). However, politically this is a tough sell.
- Trumbull Neighborhood Partnership (TNP) offers accessibility modifications for LMI owner-occupants, and although there is a wait list, resources to support this endeavor exist.

Modifications include ramps, and bathroom modifications, among other accessibility modifications. This begins to address an issue identified in 2019; the challenge of modifying or retrofitting aging housing stock for those with disabilities.

- TNP is discussing balancing resource deployment (particularly for new construction or vacant rehabilitation) in low-to-moderate income (LMI) neighborhoods, which would increase the concentration of LMI households, but would be an investment in an LMI neighborhood) vs. resource deployment in middle- or moderate-income neighborhoods.
- TNP would like to see a template library of leases and land contracts made available for renters and landlords to use, that are fair and equitable. This could include a website where information can be housed and would serve as a central repository of this information for housing partners to share with clients. If this does already exist, then we should formulate a plan to share this information with and educate housing partners about its availability.
- We should encourage cities and villages to pass fair housing ordinances that prohibit source of income discrimination by landlords. Is this something that the county can adopt, like what Akron has passed?

---

## 2024 GOALS TO AFFIRMATIVELY FURTHER FAIR HOUSING CHOICE IN TRUMBULL COUNTY

Trumbull County, Warren, and Niles, in collaboration with their community partners and stakeholders, have identified the following broad goals on which to focus to affirmatively further fair housing choice in Trumbull County over the next five years. The county, cities, and community stakeholders have also developed the objectives, or action steps, to fulfill these goals. The objectives, or action steps, are included in the next section in the action plan matrix. The four broad goals to affirmatively further fair housing choice in Trumbull County include the following:

- Education
- Increase Supply and Improve Condition of Housing
- Increase Accessibility to Housing and Activity Centers
- Increase Funding for Housing Initiatives and Projects

## ACTION PLAN

The following action steps should be taken by Trumbull County and Warren and Niles to affirmatively further fair housing throughout the county and implement the 2024 AI.

**Table 15: Action Plan to Affirmatively Further Fair Housing**

Action Steps	Cost	Funding	Timeframe	Partners/Responsible Entities
<b>GOAL: Education</b>				
<u>Objective:</u> Continue to implement fair housing training throughout Trumbull County.	Low	CDBG	Short (ongoing)	Trumbull County Niles Warren Community Legal Aid
<u>Objective:</u> Implement fair housing testing in Trumbull County by hiring an entity with ample experience in testing. Each fair housing contact is responsible for their own testing program.	Medium	CDBG	Medium	Trumbull County Niles Warren
<u>Objective:</u> Provide education to local elected officials, community leaders, and residents about fair housing issues, and provide materials and the AI document to local municipalities and townships to distribute to their constituents.	Low	CDBG	Short (ongoing)	Trumbull County Niles Warren Other communities in Trumbull County Community Legal Aid
<u>Objective:</u> Compile a list of housing and fair housing initiatives and programs in Trumbull County using 211 as an existing means of distribution and develop a flyer for distribution at local events.	Low	CDBG	Short	Trumbull County Niles Warren Community Legal Aid TMHA TCBDD TNP MHRB JFS TCAP TNP TCHC Stark Trumbull Area Realtors
<b>GOAL: Increase Supply and Improve Condition of Housing</b>				



Action Steps	Cost	Funding	Timeframe	Partners/Responsible Entities
<u>Objective:</u> Increase supply of safe and affordable housing in Trumbull County, by acquiring tax delinquent structures and rehabilitating them into safe and affordable units.	High	CDBG HUD Grants FHLB	Long	Trumbull County Niles Warren TNP TMHA Housing partners and developers TCLRC
<u>Objective:</u> Increase use of Housing Choice Vouchers (HCV) as the required inspections for HCVs are more rigorous.	High	CDBG HUD Grants	Long	Trumbull County Niles Warren TMHA Landlords
<u>Objective:</u> Petition local representatives in Congress to increase funding for the Housing Choice Voucher (HCV) program.	Low	Local efforts	Short	Trumbull County Niles Warren Other municipalities
<u>Objective:</u> Develop mixed-income housing in urban and suburban areas.	High	CDBG HUD Grants FHLB	Long	Trumbull County Niles Warren TNP TMHA Housing partners and developers TCLRC
<b><i>GOAL: Increase Accessibility to Housing and Activity Centers</i></b>				
<u>Objective:</u> Continue to retrofit aging housing units for elderly and aging in place, and persons with disabilities.	High	CDBG HUD Grants FHLB CDS	Long	Trumbull County Niles Warren TNP TMHA CRA Representative
<u>Objective:</u> Increase WRTA bus service in Warren and Trumbull County.	High	WRTA	Medium	Trumbull County Niles Warren Other municipalities State of Ohio WRTA Eastgate

Action Steps	Cost	Funding	Timeframe	Partners/Responsible Entities
<u>Objective:</u> Increase the value of Housing Choice Vouchers (HCV) to meet the expenses of renters in 2024.	High	HUD	Medium	Trumbull County Niles Warren TMHA Local TCHC and Nonprofits
<u>Objective:</u> Trumbull County will advocate for the implementation of ordinances to restrict out-of-state and out-of-country ownership of rental units. Research whether home rule townships can enact, as well.	Low	Eligible local communities	Short	Niles Warren Other municipalities
<b><i>GOAL: Increase Funding for Housing Initiatives and Projects</i></b>				
<u>Objective:</u> Create incentives for developers to construct mixed-use and mixed-income infill housing.	High	Grants such as Welcome Home Ohio, CHIP, and HOME	Long	Trumbull County Niles Warren TCLRC
<u>Objective:</u> Identify funding available for landlords to bring their rental properties to code.	High	CDBG HUD Grants	Medium (ongoing)	Trumbull County Niles Warren TNP TCLRC Landlords
<u>Objective:</u> Use the “Detroit Model” to increase safe and affordable housing and identify funding sources.	High	CDBG HUD Rocket Mortgage Community Reinvestment Area Carol Peterson Fund/FHLB	Long	Trumbull County Niles Warren TNP TCLRC TCHC
Increase funding for home repairs for landlords and homeowners	High	CDBG CHIP HOME HUD Grants	Long	Trumbull County Niles Warren TNP TCLRC TCAP

## APPENDIX A: COMMENTS FROM PUBLIC MEETING

The following is a list of comments recorded from public discussion that took place in the city of on May 28, 2024.

- Landlords often discriminate based on familial status, ethnicity, and other protected classes.
- The landlord community tight knit in Trumbull County and they often use this to leverage the rents that they charge.
- There is a general lack of affordable and accessible housing. Although there is ample housing stock, much of it is unsafe and in poor condition for habitation.
- Monthly renter costs have skyrocketed over last couple of years.
- The COVID-19 pandemic skewed eviction and foreclosure rates (downward) due to long moratoriums on each. There is a hesitation to use these numbers to plan going forward.
- Rental ownership monopolies exist throughout the county, especially by out of state and out of country entities. Anecdotal, a large percentage of housing choice voucher properties are by companies or individuals in New Zealand.
- There has been demolition of apartment buildings, and replacing these structures with greenspace, not rebuilding. These include the Buckeye Apartments, Reeves Apartments, and others. This results in a loss of safe and affordable units.
- Many private developers in Trumbull County are not interested in building mixed use or infill housing.
- Housing Choice Vouchers are essentially worthless and often time out because the voucher is not worth enough to cover the rent that landlords expect.
- Many landlords avoid leases by executing “forever” land contracts instead.
- Transportation-WRTA routes and service have significantly decreased.
- Grant funds for rehabbing are highly competitive and very limited.
- There is a general lack of support from local elected officials and the community in general.
- There is profit in not renting properties and flipping clients. The way this works is by landlords charging non-refundable application fees that are hundreds of dollars and not renting the structure, or by securing a security deposit and first month's rent, knowing the renter cannot afford a second month. The renter is then evicted, and the process begins anew with a new renter.
- Eviction sealing is not allowed in Niles.

## APPENDIX B: FAIR HOUSING TRAINING SCHEDULE, 2024-2026

Trumbull County's fair housing training schedule for 2024-2026 is included in the following table:

**Table 16: Trumbull County's Fair Housing Training Schedule for 2024-2026**

Target Population or Target Area	Training Location	Training Location	Description of Training	Year	Date & Time
<b>City of Girard – Target Population/Area</b>	Girard Multi-Generational Center	Girard Multi-Generational Center 443 Trumbull Avenue Girard, OH 44420	Fair Housing Right and Complaint Process	2024	Q1 – March 5, 2024 @ 9:00am
<b>Veterans Services-Organization Requirement</b>	Trumbull County Veterans Services Commission	Trumbull County Veterans Services Commission 253 E Market Street Warren, Ohio 44481	Overview of Federal, State, and Local Fair Housing Laws	2024	Q2- May 22, 2024 @10:00am
<b>Limited Clientele (Elderly and Disabled)</b>	Warren SCOPE	Warren SCOPE YWCA 375 N Park Avenue Warren, Ohio 44481	Fair Housing Rights and Complaint Process for Elderly and Disabled Populations	2024	Q2– June 21, 2024 @ 2:00pm
<b>Limited Clientele (Homeless)</b>	Trumbull County Housing Collaborative	Trumbull County Housing Collaborative Meeting YWCA 375 N Park Ave Warren, OH 44481	Overview of Federal, State & Local Fair Housing Laws	2024	Q3- July 9, 2022 @ 2:00pm
<b>General Population</b>	Trumbull County Fairgrounds	Trumbull County Fairgrounds 899 Everett Hull Road Cortland, Ohio 44410	Fair Housing Rights and Complaint Process	2024	Q3 – July 11, 2024 @ 10:00am
<b>Trumbull Metropolitan Housing Authority-Organization Requirement</b>	TMHA	TMHA 4076 Youngstown Rd SE Warren, Ohio 44484	Overview of Federal, State & Local Fair Housing Laws	2024	Q3 –July 24, 2024 @ 10:00am
<b>Howland Township-Target Population/Area</b>	Howland SCOPE	Howland SCOPE 8273 High Street Warren, Ohio 44484	Fair Housing Rights and Complaint Process	2024	Q3 – September 10, 2024 @ 10:00am
<b>Warren City Schools-Organization/School Requirement</b>	Warren City Schools	Warren City Schools 105 High Street Warren, Ohio 44481	Overview of Federal, State & Local Fair Housing Laws	2024	Q4- TBD (sometime in October)
<b>Limited Clientele (Elderly and Disabled) in Target Population Area</b>	Girard Multi-Generational Center	Girard Multi-Generational Center 443 Trumbull Avenue Girard, Ohio 44420	Fair Housing Rights and Complaint Process for Elderly and Disabled Populations	2024	Q4- October 15, 2024 @ 9:00am
<b>Stark Trumbull Area Board of Realtors–Organization Requirement</b>	Stark Trumbull Area Board of Realtors	Stark Trumbull Area Board of Realtors TBD	CEU Seminar for Realtors	2025	Q1- TBD
<b>Trumbull County Zoning Inspectors Association-Organization Requirement</b>	Trumbull County Zoning Inspectors Association	Trumbull County Zoning Inspectors Association TBD	Overview of Federal, State & Local Fair Housing Laws	2025	Q2-TBD



Target Population or Target Area	Training Location	Training Location	Description of Training	Year	Date & Time
<b>Girard Multi-Generational Center - Organization Requirement</b>	Girard Multi-Generational Center	Girard Multi-Generational Center 443 Trumbull Avenue Girard, Ohio 44420	Fair Housing Rights and Complaint Process for Elderly and Disabled Populations	2025	Q2-TBD
<b>Elderly and Disabled/CHIP</b>	Lordstown S.C.O.P.E.	Lordstown SCOPE 1776 Salt Springs Rd Warren, Ohio 44481	Fair Housing Rights and Complaints Process	2025	Q2-TBD
<b>General Population</b>	Trumbull County Fairgrounds	Trumbull County Fairgrounds 889 Everett Hull Road Cortland, Ohio 44410	Fair Housing Rights and Complaint Process	2025	Q3-TBD
<b>Limited Clientele (Homeless)</b>	Trumbull County Housing Collaborative	Trumbull County Housing Collaborative Meeting YWCA 375 N Park Ave Warren, Ohio 44481	Fair Housing Rights and Complaint Process	2025	Q3-TBD
<b>Limited Clientele (Elderly and Disabled) in Target Population Area</b>	Howland SCOPE	Howland SCOPE 8273 High Street Warren, Ohio 44484	Fair Housing Rights and Complaint Process	2025	Q4-TBD
<b>Trumbull County Continuum of Care/CHIP</b>	YWCA	YWCA of Warren 375 North Park Ave Warren, Ohio 44481	Fair Housing Rights and Complaint Process	2026	Q1-TBD
<b>General Population/CHIP</b>	Warren-Trumbull Public Library	Warren-Trumbull County Library Liberty Location 415 Churchill Hubbard Rd Youngstown, Ohio 44505	Fair Housing Rights and Complaint Process	2026	Q3-TBD

## SOURCES

**American Community Survey, US Census Bureau.** “American Community Survey 2018-2022 5-Year Estimates Program.” Explore census data, 2024. <https://data.census.gov/cedsci/advanced>.

**Decennial Census, US Census Bureau.** “US Census Bureau 2020: DEC Redistricting Data (PL 94-171).” Explore census data, 2024. <https://data.census.gov/cedsci/advanced>.

**Department of Housing and Urban Development.** “Restoring Affirmatively Furthering Fair Housing Definitions and Certifications, Interim final rule.” (Department of Housing and Urban Development, Federal Register, Washington, DC, 2021), Vol. 86, No. 110, 30,779-30,793.

**Federal Financial Institutions Examination Council.** “Home Mortgage Disclosure Act and Community Reinvestment Act.” HMDA aggregate reports and CRA examinations, 2024. <https://www.ffiec.gov/default.htm>

**Home Mortgage Disclosure Act.** “HMDA Data Browser.” HMDA datasets, 2024. <https://ffiec.cfpb.gov/data-browser/data/2022?category=states>

**Northeast Ohio Sustainable Communities Consortium.** “2013 Regional Analysis of Impediments to Fair Housing Choice and Fair Housing and Equity Assessment” (Western Economic Services, LLC, Portland, Oregon, 2013).

**Ohio Department of Development.** “Analysis of Impediments to Fair Housing Choice.” Analysis of Impediments to Fair Housing Choice, 2024. <https://development.my.site.com/OCDTA/s/article/Analysis-of-Impediments-to-Fair-Housing-Choice>

**Ohio Department of Development.** “Community Reinvestment Areas.” Search of an existing Community Reinvestment Area or Agreement, 2024. <https://development.ohio.gov/business/state-incentives/ohio-community-reinvestment-area>

**Ohio Department of Development.** “Housing and Rental Assistance.” Fair Housing Resources, 2024. <https://development.ohio.gov/individual/housing-and-homelessness>

**Ohio Department of Development.** “How to Analyze Impediments to Fair Housing and Develop a Plan” (Community Services Division Office of Community Infrastructure, November 2023).

**Trumbull County GIS Files.** “Trumbull County GIS Shapefiles.” Trumbull County, Ohio, 2024. <https://webgis.co.trumbull.oh.us/portal/apps/sites/#/trumbullohportal>

**Trumbull Metropolitan Housing Authority.** “Trumbull Metropolitan Housing Authority.” Trumbull County, Ohio, 2024. <https://trumbulltmha.org/>

**United States Department of Housing and Urban Development.** “Fair Housing Planning Guide Volume 1” (Office of Fair Housing and Equal Opportunity, March 1996).